





LISD

ELEMENTARY SCHOOLS

B. B. Owen Elementary School

Campus Profile

SCHOOL HOURS ONLINE

7:45 a.m. to 3 p.m. **GRADES** Pre-K through 5th grade

lisd.net/bbown | facebook.com/bbowenes | twitter.com/bbowenes

STUDENT INFORMATION

265 Students

98.3% Average daily attendance

STAFF INFORMATION

45.92 Total staff members

11.6 Average number of years teaching experience

8.8 Average number of years teaching in LISD schools

PROFESSIONAL LEARNING

Total number of hours the staff spent developing their job skills last year

2627

48.7

Average professional learning hours per Lewisville ISD staff member

185

OBSERVATION

Number of administrator visits to observe class instruction

93 Average number of classroom visits per administrator

The B.B. Owen commitment

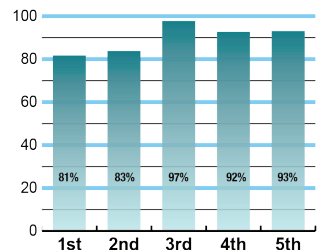
We are committed to high academic standards for all students. We are committed to building confident young boys and girls through academics, character development and real world experiences. We are committed to preparing students to meet and exceed the challenges of the 21st century. **#BBOPride**



ACADEMIC PERFORMANCE

Istation by grade level

Lewisville ISD monitors students' reading progress through the Istation computer program. Teachers can quickly assess which students need help. This chart shows the percent of students reading on grade level or showing six months growth at the end of the school year.



CLUBS

Clubs provide opportunities for students to engage in learning of their choice beyond the classroom. Some of ours include Running, Outdoor Adventure, Archery, Golf, Hiking, STEM Robotics, Rocketry and Maker Space, Art Club, Honor Choir, Kindness and Compassion, and Circle of Friends.

DIGITAL CITIZENSHIP

Renewed for next year. Earning the Common Sense School badge is a symbol of our school's dedication and commitment to helping students think critically and use technology responsibly to learn, create, and participate.



What do our parents think?

PROGRAMS

Our campus offers unique programs to help our students grow. Some of ours include Second Step, Restorative Practices, Student Dens, Gifted and Talented, English as a Second Language and Communication Classes for students with moderate to severe autism.

ARTS AND ATHLETICS

100%

Participation in athletics or physical education

100%

Participation in fine arts such as music and art

In April 2022, parents were surveyed about the campus their child attends. Values represent the percentage of respondents who agree. Based on 49 responses.

Are satisfied overall	94.0%
I can reach out to staff to discuss my concerns	92.0%
My child feels they can go to staff for help	94.0%
My child feels that school work is important	90.0%
My child feels safe at school	92.0%
Most of the time, my child is happy at school	88.0%
School staff values my child's culture and needs	98.0%
I am informed about my child's progress and grades	92.0%
Parents feel welcomed at school and are involved	98.0%
Teachers do well to help students who fall behind	88.0%
School staff communicates well with families	94.0%
School staff cares about my child	96.0%
School staff encourages my child to do their best	96.0%

AWARDS AND RECOGNITIONS

- Co-Champions of Speeding to Read 2017 and 2018
- Readers Choice Awards: Best School, Best Early Childhood Program, Best Extended Day Program, Best Tutoring Program
- Student PRIDE Awards: Positive Attitude, Responsibility and Respect, Integrity, Dedication, Effort

B.B. OWEN ELEMENTARY SCHOOL

Home of the Bobcats
The Colony, Texas

Jennifer Barentine, Principal



Bluebonnet Elementary School

Campus Profile

SCHOOL HOURS ONLINE

7:45 a.m. to 3 p.m. **GRADES** Kindergarten through 5th grade

lisd.net/bluebonnet | facebook.com/bluebonnetes | twitter.com/BluebonnetES

STUDENT INFORMATION

556	Students
98.8%	Average daily attendance

STAFF INFORMATION

50.55	Total staff members
16.9	Average number of years teaching experience
12.4	Average number of years teaching in LISD schools

PROFESSIONAL LEARNING

Total number of hours the staff spent developing their job skills last year

2976

56.1

Average professional learning hours per Lewisville ISD staff member

267

OBSERVATION

Number of administrator visits to observe class instruction

134 Average number of classroom visits per administrator

At Bluebonnet Elementary, we believe:

- Students have the opportunity to excel to their highest potential
- Students are given opportunities to be risk-takers and creative thinkers
- Students will embrace real-life experiences on their journey to becoming lifelong learners

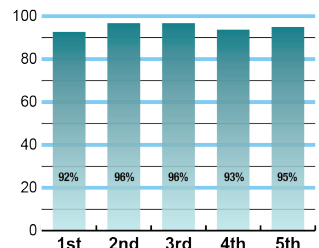
We are devoted to providing every student with the academic and social skills to be successful throughout their life. Our partnership with our families, staff and community is vital to the academic and social success of our students.



ACADEMIC PERFORMANCE

Istation by grade level

Lewisville ISD monitors students' reading progress through the Istation computer program. Teachers can quickly assess which students need help. This chart shows the percent of students reading on grade level or showing six months growth at the end of the school year.



CLUBS

Students engage in learning of their choice beyond the classroom through clubs.

Some of our clubs include Bear Patrol, KPAW, Running Club, Show Choir, and Student Council.

DIGITAL CITIZENSHIP

Renewed for next year. Earning the Common Sense School badge is a symbol of our school's dedication and commitment to helping students think critically and use technology responsibly to learn, create, and participate.



PROGRAMS

Our campus offers unique programs to help our students become better learners, leaders, and friends.

Some of our programs include Kid with Character and Restorative Practices.

ARTS AND ATHLETICS

100%

Participation in athletics or physical education

100%

Participation in fine arts such as music and art



What do our parents think?

In April 2022, parents were surveyed about the campus their child attends. Values represent the percentage of respondents who agree. Based on 147 responses.

Are satisfied overall	98.0%
I can reach out to staff to discuss my concerns	96.0%
My child feels they can go to staff for help	94.0%
My child feels that school work is important	96.0%
My child feels safe at school	99.0%
Most of the time, my child is happy at school	97.0%
School staff values my child's culture and needs	94.0%
I am informed about my child's progress and grades	94.0%
Parents feel welcomed at school and are involved	97.0%
Teachers do well to help students who fall behind	94.0%
School staff communicates well with families	95.0%
School staff cares about my child	98.0%
School staff encourages my child to do their best	97.0%

AWARDS AND RECOGNITIONS

- Town of Flower Mound Chamber of Commerce School of the Month May 2021
- PTA Golden Apple Award
- National PTA School of Excellence
- Common Sense Certified School

BLUEBONNET ELEMENTARY SCHOOL

Home of the Bears
Flower Mound, Texas

Lana D. Fisher, Principal





Bridlewood Elementary School

STEM Campus Profile

SCHOOL HOURS ONLINE

7:45 a.m. to 3:25 p.m. **GRADES** Kindergarten through 5th grade
lisd.net/bridlewood | facebook.com/bridlewoodes | twitter.com/bridlewoodes

STUDENT INFORMATION

545	Students
98.7	Average daily attendance

STAFF INFORMATION

45.14	Total staff members
15.6	Average number of years teaching experience
11.3	Average number of years teaching in LISD schools

PROFESSIONAL LEARNING

Total number of hours the staff spent developing their job skills last year

2498

50

Average professional learning hours per Lewisville ISD staff member

201

OBSERVATION

Number of administrator visits to observe class instruction

101 Average number of classroom visits per administrator

At Bridlewood Elementary we believe that:

- Every student can be successful
- Innovation is a cornerstone of learning
- Students should be given opportunities to grow as members of their community
- The faculty and staff of Bridlewood Elementary dedicate ourselves to provide an educational foundation that nurtures integrity and fosters a love of learning
- Students have opportunities to engage in real-world experiences that connect to resources outside the school building

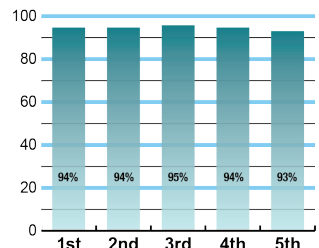
Bridlewood enjoys a high level of community and parental support, which fosters our unique family environment that promotes all of our school working together in order to provide students the best learning environment possible. With a campus commitment to innovation, students are encouraged to develop critical-thinking skills that prepare them for a future they create.



ACADEMIC PERFORMANCE

Istation by grade level

Lewisville ISD monitors students' reading progress through the Istation computer program. Teachers can quickly assess which students need help. This chart shows the percent of students reading on grade level or showing six months growth at the end of the school year.



CLUBS

Students engage in learning of their choice beyond the classroom through clubs. Ours include Student Council, Thunder Music, Bronco Chorale, Honor Choir, Morning Mile, Student News Crew, Cooking Club, Gardening Club, Rubics Cube Club, Robotics Club, Girl's Running Club, and Book Club.

DIGITAL CITIZENSHIP

Renewed for next year. Earning the Common Sense School badge is a symbol of our school's dedication and commitment to helping students think critically and use technology responsibly to learn, create, and participate.



PROGRAMS

Our campus offers unique programs to help our students become better learners, leaders, and friends.

Some of our programs include Bronco Tales, Reflections, WatchDog Dads, Gifted and Talented, Language Science, Adopt an Athlete, and PTA.

ARTS AND ATHLETICS

100%

Participation in athletics or physical education

100%

Participation in fine arts such as music and art



What do our parents think?

In April 2022, parents were surveyed about the campus their child attends. Values represent the percentage of respondents who agree. Based on 210 responses.

Are satisfied overall	91.0%
I can reach out to staff to discuss my concerns	88.0%
My child feels they can go to staff for help	92.0%
My child feels that school work is important	92.0%
My child feels safe at school	99.0%
Most of the time, my child is happy at school	96.0%
School staff values my child's culture and needs	91.0%
I am informed about my child's progress and grades	90.0%
Parents feel welcomed at school and are involved	84.0%
Teachers do well to help students who fall behind	87.0%
School staff communicates well with families	86.0%
School staff cares about my child	96.0%
School staff encourages my child to do their best	96.0%

AWARDS AND RECOGNITIONS

- Nationally Certified STEM Campus
- LISD Teacher of the year finalist two years
- Chamber of Commerce School of the month multiple times
- Common Sense Media Certified School

BRIDLEWOOD ELEMENTARY SCHOOL

Home of the Broncos
Flower Mound, Texas

Meredith Whitehouse, Principal



Camey Elementary School

Campus Profile

SCHOOL HOURS ONLINE

7:45 a.m. to 3 p.m. **GRADES** Pre-K through 5th gradelisd.net/camey | facebook.com/cameyelementary | twitter.com/Camey_ES

STUDENT INFORMATION

502	Students
98.3%	Average daily attendance

STAFF INFORMATION

59.27	Total staff members
10.1	Average number of years teaching experience
6.2	Average number of years teaching in LISD schools

PROFESSIONAL LEARNING

Total number of hours the staff spent developing their job skills last year

3396

Average professional learning hours per Lewisville ISD staff member

49.2



OBSERVATION

302

Number of administrator visits to observe class instruction

151 Average number of classroom visits per administrator

At Camey Elementary we believe:

- All students can be successful
- Rich experiences provide powerful learning
- High levels of learning can only occur in a safe, nurturing, and inclusive environment

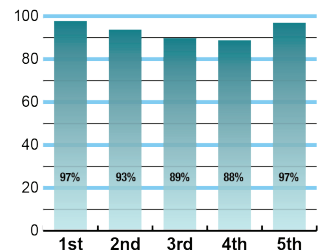
We are committed to ensuring every child has the academic and social-emotional skills needed to be successful. All students have the opportunity to engage in authentic-learning experiences including field trips, hands on learning, and interactive, language-rich lessons. By providing a safe and supportive learning environment, our students are encouraged to take risks while growing as a learner. We empower our students to take ownership of their learning through goal setting and celebrating success. The core values of respect and responsibility are reflected in all interactions within our community. Students from Camey Elementary are well prepared to thrive in a future they create.



ACADEMIC PERFORMANCE

Istation by grade level

Lewisville ISD monitors students' reading progress through the Istation computer program. Teachers can quickly assess which students need help. This chart shows the percent of students reading on grade level or showing six months growth at the end of the school year.



CLUBS

Clubs provide opportunities for students to engage in learning of their choice beyond the classroom.

Some of our clubs include Elementary National Honor Society, Student Council, Safety Patrol, Choir, and Robotics.

DIGITAL CITIZENSHIP

Renewed for next year. Earning the Common Sense School badge is a symbol of our school's dedication and commitment to helping students think critically and use technology responsibly to learn, create, and participate.



PROGRAMS

Our campus offers unique programs to help our students become better learners, leaders, and friends. Some of ours include Dual Language, Restorative Practices, Watch D.O.G.S. and Healthier Kids for Our Future School in partnership with Cigna.

ARTS AND ATHLETICS

100%

Participation in athletics or physical education

100%

Participation in fine arts such as music and art

What do our parents think?

In April 2022, parents were surveyed about the campus their child attends. Values represent the percentage of respondents who agree. Based on 91 responses.

Are satisfied overall	99.0%
I can reach out to staff to discuss my concerns	99.0%
My child feels they can go to staff for help	93.0%
My child feels that school work is important	93.0%
My child feels safe at school	93.0%
Most of the time, my child is happy at school	97.0%
School staff values my child's culture and needs	96.0%
I am informed about my child's progress and grades	95.0%
Parents feel welcomed at school and are involved	100.0%
Teachers do well to help students who fall behind	93.0%
School staff communicates well with families	89.0%
School staff cares about my child	99.0%
School staff encourages my child to do their best	100.0%

AWARDS AND RECOGNITIONS

- The Colony Courier Leader Reader's Choice Favorite Public School
- ENERGY STAR certified school

CAMEY ELEMENTARY SCHOOL

Home of the Cobras
The Colony, Texas

Angela Cortez, Principal



Castle Hills Elementary School

Campus Profile

SCHOOL HOURS ONLINE

7:45 a.m. to 3 p.m. **GRADES** Kindergarten through 5th grade

lisd.net/castlehills | facebook.com/castlehillses | twitter.com/CastleHillsES

STUDENT INFORMATION

696 Students

98.8% Average daily attendance

STAFF INFORMATION

55.43 Total staff members

13.1 Average number of years teaching experience

9.0 Average number of years teaching in LISD schools

PROFESSIONAL LEARNING

Total number of hours the staff spent developing their job skills last year

3725

58.2

Average professional learning hours per Lewisville ISD staff member

430

OBSERVATION

Number of administrator visits to observe class instruction

215 Average number of classroom visits per administrator

The Castle Hills mission

Castle Hills Elementary, a Great Expectations model school, transforms lives through education. Teacher attitude and responsibility contribute to high engagement. Teacher knowledge of learning and skill in instruction make learning challenging and insightful.

We believe:

- All children can learn
- In contributing positively to student self-esteem
- Building a climate of mutual respect to improve risk-taking and trust

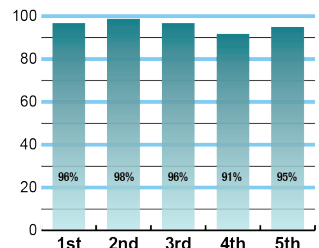
Our student successes are accomplished with a very active and supportive community that values education.



ACADEMIC PERFORMANCE

Istation by grade level

Lewisville ISD monitors students' reading progress through the Istation computer program. Teachers can quickly assess which students need help. This chart shows the percent of students reading on grade level or showing six months growth at the end of the school year.



CLUBS

Clubs provide opportunities for students to engage in learning of their choice beyond the classroom.

Some of our clubs include Run Club, Brianna's Buddies, Student Council, CHE News Crew, CHE Rise and Shine Crew, Principal Advisory Team, Newspaper Club, and Kind Club.

DIGITAL CITIZENSHIP

Renewed for next year. Earning the Common Sense School badge is a symbol of our school's dedication and commitment to helping students think critically and use technology responsibly to learn, create, and participate.



What do our parents think?

PROGRAMS

Our campus offers unique programs to help our students become better learners, leaders, and friends. Some of these include Snapping Dragons, Great Expectations, After School Enrichment Programs run by the PTA, Watch D.O.G.S. (Dads of Great Students), PTA, and Parent Book Study.

ARTS AND ATHLETICS

100%

Participation in athletics or physical education

100%

Participation in fine arts such as music and art

In April 2022, parents were surveyed about the campus their child attends. Values represent the percentage of respondents who agree. Based on 192 responses.

Are satisfied overall	93.0%
I can reach out to staff to discuss my concerns	89.0%
My child feels they can go to staff for help	88.0%
My child feels that school work is important	88.0%
My child feels safe at school	96.0%
Most of the time, my child is happy at school	93.0%
School staff values my child's culture and needs	91.0%
I am informed about my child's progress and grades	81.0%
Parents feel welcomed at school and are involved	97.0%
Teachers do well to help students who fall behind	84.0%
School staff communicates well with families	89.0%
School staff cares about my child	94.0%
School staff encourages my child to do their best	94.0%

AWARDS AND RECOGNITIONS

- National PTA School of Excellence 2018 – 2020 and 2020 – 2022
- Great Expectations Model School 2016 – 2017 and 2017 – 2018
- March 2018 School of the Month Lewisville Chamber of Commerce
- CREST Award, 2018 and 2019
- ENERGY STAR certified school

CASTLE HILLS ELEMENTARY SCHOOL

Home of the DRAGONS
Lewisville, Texas

Dr. Christine Hinkle, Principal



Central Elementary School

Campus Profile

SCHOOL HOURS ONLINE

7:45 a.m. to 3 p.m. **GRADES** Pre-K through 5th gradelisd.net/central | facebook.com/centraelem | twitter.com/Central_ES

STUDENT INFORMATION

526	Students
98.5%	Average daily attendance

STAFF INFORMATION

68.59	Total staff members
11.4	Average number of years teaching experience
8.1	Average number of years teaching in LISD schools

PROFESSIONAL LEARNING

Total number of hours the staff spent developing their job skills last year

4137

Average professional learning hours per Lewisville ISD staff member

50.5



OBSERVATION

229

Number of administrator visits to observe class instruction

76 Average number of classroom visits per administrator

At Central Elementary, we believe:

- All students can learn
- Students should be provided with engaging, real-world learning experiences
- Students are continually challenged through risk-taking and varied opportunities
- Students are provided a learning environment that is safe and supportive in order to be successful

We are committed to challenge all students and support academic achievement in a safe environment, empowering students to become successful, lifelong learners and productive citizens. Our goal at Central Elementary is to provide rich learning experiences for all students so they are prepared to thrive in the 21st Century and beyond. Working hard, every day, is the Cowboy way!

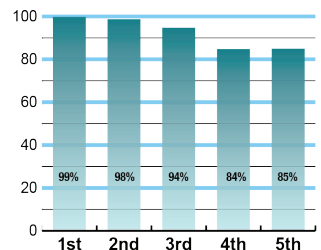
Central Pledge: Today, I will do more than I have to do. I will treat others as I want to be treated and I will become a better person.

Promesa de la Central: Hoy, haré todo lo que esté a mi alcance. Yo trataré a otros como quiero ser tratado y me convertiré en una mejor persona.

ACADEMIC PERFORMANCE

Istation by grade level

Lewisville ISD monitors students' reading progress through the Istation computer program. Teachers can quickly assess which students need help. This chart shows the percent of students reading on grade level or showing six months growth at the end of the school year.



CLUBS

Clubs provide opportunities for students to engage in learning of their choice beyond the classroom.

Some of our clubs include Art Club, Early Act, Sports Club, Science Club, Robotics, Computer Science, Music, Choir, Dance, and Soccer Club.

DIGITAL CITIZENSHIP

Earning the Common Sense School badge is a symbol of our school's dedication and commitment to helping students think critically and use technology responsibly to learn, create, and participate.



What do our parents think?

PROGRAMS

Our campus offers unique programs to help our students grow. Some of those include Dual Language, English as a Second Language, ACE, and Central Mobile Library, Communities in Schools, Kindness Ambassadors. Central House System encourages leadership, community and character traits.

ARTS AND ATHLETICS

100%

Participation in athletics or physical education

100%

Participation in fine arts such as music and art

In April 2022, parents were surveyed about the campus their child attends. Values represent the percentage of respondents who agree. Based on 43 responses.

Are satisfied overall	98.0%
I can reach out to staff to discuss my concerns	91.0%
My child feels they can go to staff for help	100.0%
My child feels that school work is important	100.0%
My child feels safe at school	98.0%
Most of the time, my child is happy at school	91.0%
School staff values my child's culture and needs	100.0%
I am informed about my child's progress and grades	100.0%
Parents feel welcomed at school and are involved	98.0%
Teachers do well to help students who fall behind	98.0%
School staff communicates well with families	93.0%
School staff cares about my child	100.0%
School staff encourages my child to do their best	100.0%

AWARDS AND RECOGNITIONS

- Lewisville Chamber of Commerce School of the Month
- LISD Counselor of the Year Finalist
- Featured in LISD website highlight stories

CENTRAL ELEMENTARY SCHOOL

Home of the Cowboys
Lewisville, Texas

Shaunna Buck, Principal



Coyote Ridge Elementary School

Campus Profile

SCHOOL HOURS ONLINE

7:45 a.m. to 3 p.m. **GRADES** Kindergarten through 5th gradelisd.net/coyoteridge | facebook.com/coyoteridge | twitter.com/CoyoteRidgeES

STUDENT INFORMATION

531	Students
98.7	Average daily attendance

STAFF INFORMATION

54.04	Total staff members
11.7	Average number of years teaching experience
9.7	Average number of years teaching in LISD schools

PROFESSIONAL LEARNING

Total number of hours the staff spent developing their job skills last year

3268

Average professional learning hours per Lewisville ISD staff member

53.6



OBSERVATION

150

Number of administrator visits to observe class instruction

75 Average number of classroom visits per administrator

What we believe

At Coyote Ridge Elementary, we inspire learners to become innovative, collaborative, life-long designers who contribute to an ever-changing global community. We engage the school in The Leader in Me program and The 7 Habits of Happy Kids to embrace a process that helps develop the essential life skills and characteristics students need to thrive in the 21st century. Students experience personal leadership as a practice in being accountable for actions, attitudes, and talents that contribute to their successes.

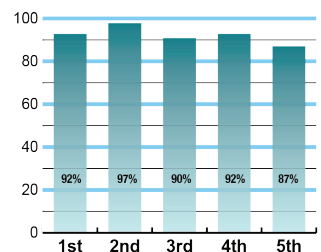
We believe in continuous professional learning to provide the most relevant, engaging, and collaborative environment to promote 21st-century learning for our children. Relationships are a priority, and we address the needs of the whole child, both academic and social-emotional.

We are a community of learners who all participate in personal and professional goal-setting, tracking, and reflection on our impact on student learning and achievement. Our students thrive in a learning environment that embraces authentic, real-world applications where they can collaborate, communicate, and create while pushing themselves to think critically about their learning.

ACADEMIC PERFORMANCE

Istation by grade level

Lewisville ISD monitors students' reading progress through the Istation computer program. Teachers can quickly assess which students need help. This chart shows the percent of students reading on grade level or showing six months growth at the end of the school year.



CLUBS

Clubs provide opportunities for students to learn beyond the classroom. Some of ours include CNN Coyote News Network, Gizmo Girls STEM Club, Creative Illustrator and Author Club, Student Lighthouse Team (Student Council), Peace of Chess Yoga-Chess Club, Coyote Choir, Jump Rope Club, Safety Patrol, Kindness Ambassadors and Circle of Friends.

DIGITAL CITIZENSHIP

Earning the Common Sense School badge is a symbol of our school's dedication and commitment to helping students think critically and use technology responsibly to learn, create, and participate.



What do our parents think?

PROGRAMS

Our campus offers unique programs to help our students grow. Some of ours include The Leader in Me, Makerspace, Howler Awards, Recognition Rallies, Restorative Practices, Second Steps, CNN NewsCrew, Kindness Ambassadors, Green Team, Lost-and-Found Team, and Watch D.O.G.S.

ARTS AND ATHLETICS

100%

Participation in athletics or physical education

100%

Participation in fine arts such as music and art

In April 2022, parents were surveyed about the campus their child attends. Values represent the percentage of respondents who agree. Based on 141 responses.

Are satisfied overall	96.0%
I can reach out to staff to discuss my concerns	96.0%
My child feels they can go to staff for help	94.0%
My child feels that school work is important	96.0%
My child feels safe at school	98.0%
Most of the time, my child is happy at school	96.0%
School staff values my child's culture and needs	96.0%
I am informed about my child's progress and grades	97.0%
Parents feel welcomed at school and are involved	99.0%
Teachers do well to help students who fall behind	91.0%
School staff communicates well with families	95.0%
School staff cares about my child	98.0%
School staff encourages my child to do their best	96.0%

AWARDS AND RECOGNITIONS

- Leader in Me School
- Common Sense School Recognition 2020-22
- CREST Award (Counselors Reinforcing Excellence in Texas) 2017, 2018, 2020, 2021
- ENERGY STAR certified school
- Kindness certified school
- Drive for Five PTA Award 2018
- \$5,000 LEF Campus Excellent Grant for STEM Lab and Makerspace

COYOTE RIDGE ELEMENTARY SCHOOL

Home of the Coyotes
Carrollton, Texas

Padgett Cervantes, Principal



Creekside Elementary School

Campus Profile

SCHOOL HOURS ONLINE

7:45 a.m. to 3 p.m. **GRADES** Kindergarten through 5th grade

lisd.net/creekside | facebook.com/creeksidecubs | twitter.com/CreeksideCubs

STUDENT INFORMATION

440 Students
98.6% Average daily attendance

STAFF INFORMATION

50.51 Total staff members
14.9 Average number of years teaching experience
11.6 Average number of years teaching in LISD schools

PROFESSIONAL LEARNING

Total number of hours the staff spent developing their job skills last year

2792

47.3
Average professional learning hours per Lewisville ISD staff member

300

OBSERVATION

Number of administrator visits to observe class instruction

150 Average number of classroom visits per administrator

At Creekside Elementary, we believe that:

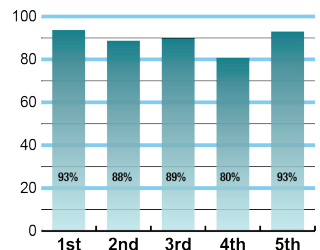
- Every child deserves to be educated in a way that prepares them for college if they choose
- Self-discipline is developed through the philosophy of love and logic
- Students should begin to set personal academic goals, track them, and achieve them
- Resilience is explicitly taught through our campus culture of failing forward, accepting all setbacks as opportunities
- Self-awareness and appreciation of others is fostered for all students
- Collaboration, determination and critical thinking are applied beyond the written curriculum through various clubs and community activities

Regardless of how the world or curriculum will change between today and when our students graduate, we believe these are the timeless skills that will make every Creekside Cub a success in the future they create.

ACADEMIC PERFORMANCE

Istation by grade level

Lewisville ISD monitors students' reading progress through the Istation computer program. Teachers can quickly assess which students need help. This chart shows the percent of students reading on grade level or showing six months growth at the end of the school year.



CLUBS

Students engage in learning of their choice beyond the classroom through clubs. Ours include Art Club, Choir, Honor Choir, Book Club, C.O.L.A. Club, Chess Club, Robotics, Media Team, Basketball Club, C.U.B.S. Club, Student Council, Boys-2-Men and Grow Girls.

DIGITAL CITIZENSHIP

Earning the Common Sense School badge is a symbol of our school's dedication and commitment to helping students think critically and use technology responsibly to learn, create, and participate.



PROGRAMS

Our campus offers unique programs to help our students become better learners, leaders, and friends. Some of ours include Two-way Dual Language, Watch D.O.G.S., Safe & Civil Schools, Love & Logic, Adult ESL Classes, and Cub Academy.

ARTS AND ATHLETICS

100%

Participation in athletics or physical education

100%

Participation in fine arts such as music and art

What do our parents think?

In April 2022, parents were surveyed about the campus their child attends. Values represent the percentage of respondents who agree. Based on 87 responses.

Are satisfied overall	95.0%
I can reach out to staff to discuss my concerns	91.0%
My child feels they can go to staff for help	90.0%
My child feels that school work is important	98.0%
My child feels safe at school	94.0%
Most of the time, my child is happy at school	94.0%
School staff values my child's culture and needs	96.0%
I am informed about my child's progress and grades	97.0%
Parents feel welcomed at school and are involved	97.0%
Teachers do well to help students who fall behind	93.0%
School staff communicates well with families	95.0%
School staff cares about my child	93.0%
School staff encourages my child to do their best	97.0%

AWARDS AND RECOGNITIONS

- Common Sense Media School
- Chamber of Commerce Teacher of the Month
- LEF Grant recipients
- ENERGY STAR certified school

CREEKSIDE ELEMENTARY SCHOOL

Home of the Cubs
Lewisville, Texas

Rod McGinnis, Principal



Degan Elementary School

Campus Profile

SCHOOL HOURS ONLINE

7:45 a.m. to 3 p.m. **GRADES** Pre-K through 5th grade

lisd.net/degan | facebook.com/degan | twitter.com/DeganElementary

STUDENT INFORMATION

493	Students
98.4%	Average daily attendance

STAFF INFORMATION

60.37	Total staff members
12.9	Average number of years teaching experience
9.4	Average number of years teaching in LISD schools

PROFESSIONAL LEARNING

Total number of hours the staff spent developing their job skills last year

3116



Average professional learning hours per Lewisville ISD staff member

229

OBSERVATION

Number of administrator visits to observe class instruction

115 Average number of classroom visits per administrator

At Degan Elementary we believe:

- All students should be proficient or advanced in core academic areas so that they can design their future in a 21st-Century world
- Relationships are a priority and we should design learning experiences for our students and consider their social-emotional needs in addition to their experiences
- We must value everyone who walks through our doors and use their gifts and talents so each individual can improve every day as we grow as a learning organization
- Partnering with our families and communities is critical to providing the best quality education to our students

We are committed to instilling lifelong skills such as grit, growth mindset, collaboration, and communication to prepare our students to adapt to our fast-evolving world. We provide meaningful learning with relevant feedback to help our students know where they are and how they can consistently improve.

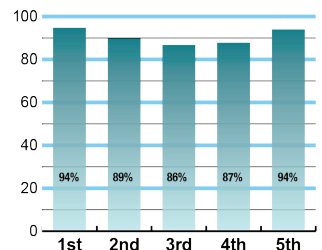
We want to ensure our students have the mindset to face their future with confidence and take risks to add value to our community and the world.

Follow us at #WeAreDegan!

ACADEMIC PERFORMANCE

Istation by grade level

Lewisville ISD monitors students' reading progress through the Istation computer program. Teachers can quickly assess which students need help. This chart shows the percent of students reading on grade level or showing six months growth at the end of the school year.



CLUBS

Students engage in learning of their choice beyond the classroom through clubs. Ours include Student Council, Breakfast Club, Choir, Robotics, Sports and Games Club, Break Out Club, Magic Club, Minute to Win It Club, Film Making Club, Walking Club, GeoCaching Club, Cheerleading Club, and Coding Club.

DIGITAL CITIZENSHIP

Earning the Common Sense School badge is a symbol of our school's dedication and commitment to helping students think critically and use technology responsibly to learn, create, and participate.



PROGRAMS

Our campus offers unique programs to help our students become better learners, leaders, and friends.

Some of our programs include No Excuses University, Club Friday, and Eagle Shuffle.

ARTS AND ATHLETICS

100%

Participation in athletics or physical education

100%

Participation in fine arts such as music and art



What do our parents think?

In April 2022, parents were surveyed about the campus their child attends. Values represent the percentage of respondents who agree. Based on 68 responses.

Are satisfied overall	91.0%
I can reach out to staff to discuss my concerns	94.0%
My child feels they can go to staff for help	93.0%
My child feels that school work is important	96.0%
My child feels safe at school	97.0%
Most of the time, my child is happy at school	96.0%
School staff values my child's culture and needs	99.0%
I am informed about my child's progress and grades	94.0%
Parents feel welcomed at school and are involved	97.0%
Teachers do well to help students who fall behind	96.0%
School staff communicates well with families	94.0%
School staff cares about my child	100.0%
School staff encourages my child to do their best	99.0%

AWARDS AND RECOGNITIONS

- Excellence in Professional Learning
- Lewisville Area Chamber of Commerce Educator of the Year, School of the Month, Teacher of the Month and Student of the Month
- National Model Professional Learning Campus
- Enery Star Award
- National Distinguished Principal Finalist (top five in Texas)
- Texas Principal's Institute Transforming Learning School
- No Excuses University Campus
- PTA Early Bird Award
- PTA Snappy Increase Award
- PTA Comeback Head Start Award
- PTA Shining Star Award

DEGAN ELEMENTARY SCHOOL

Home of the Eagles
Lewisville, Texas

Dr. Andrea Smith, Principal





Donald Elementary School

STEM Campus Profile

SCHOOL HOURS ONLINE

7:45 a.m. to 3:25 p.m. **GRADES** Kindergarten through 5th grade

lisd.net/donald | facebook.com/donaldelementary | twitter.com/Donald_ES

STUDENT INFORMATION

592 Students

98.9% Average daily attendance

STAFF INFORMATION

60.61 Total staff members

13.1 Average number of years teaching experience

9.9 Average number of years teaching in LISD schools

PROFESSIONAL LEARNING

Total number of hours the staff spent developing their job skills last year

3264

53.5

Average professional learning hours per Lewisville ISD staff member

160

OBSERVATION

Number of administrator visits to observe class instruction

80 Average number of classroom visits per administrator

Our vision

At the STEM Academy @Donald Elementary, our vision is to provide the opportunities and support necessary to help our Dolphins become fearless problem-solvers choosing to face challenges with an open mind and a kind heart. The Donald community is committed to nurturing lifelong, creative, and collaborative learners in a global society.

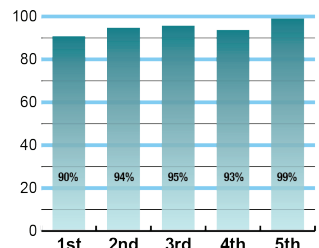
Since becoming the first NISE nationally certified campus for STEM Excellence in the state of Texas in 2018, the Donald community has been committed to providing all learners with opportunities that challenge them to grow not only academically, but socially and emotionally as well. We embrace the critical role STEM plays in our future, and we understand preparing students for future STEM careers extends beyond mastering science, technology, engineering, and math skills; we seek to grow empathetic, future-ready leaders who understand working with others is the key to making a positive impact in our world!



ACADEMIC PERFORMANCE

Istation by grade level

Lewisville ISD monitors students' reading progress through the Istation computer program. Teachers can quickly assess which students need help. This chart shows the percent of students reading on grade level or showing six months growth at the end of the school year.



CLUBS

4th and 5th Grade students have the opportunity to participate in our Drumming and Choir Programs. We also offer leadership opportunities in these grade levels through Student Council and LISD Kindness Ambassadors. 4th and 5th Grade students have the pleasure of welcoming all to school each morning through multimedia presentations on KKIDS News as well!

DIGITAL CITIZENSHIP

Earning the Common Sense School badge is a symbol of our school's dedication and commitment to helping students think critically and use technology responsibly to learn, create, and participate.



PROGRAMS

At Donald, all students participate in STEM instruction daily to support their growth as problem solvers and collaborators. Students participate in Physical Education, Music, Art, and Computer Science weekly, and additional learning opportunities are provided through Designing Dolphins.

ARTS AND ATHLETICS

100%

Participation in athletics or physical education

100%

Participation in fine arts such as music and art

What do our parents think?

In April 2022, parents were surveyed about the campus their child attends. Values represent the percentage of respondents who agree. Based on 209 responses.

Are satisfied overall	95.0%
I can reach out to staff to discuss my concerns	95.0%
My child feels they can go to staff for help	97.0%
My child feels that school work is important	95.0%
My child feels safe at school	99.0%
Most of the time, my child is happy at school	100.0%
School staff values my child's culture and needs	95.0%
I am informed about my child's progress and grades	89.0%
Parents feel welcomed at school and are involved	96.0%
Teachers do well to help students who fall behind	93.0%
School staff communicates well with families	93.0%
School staff cares about my child	99.0%
School staff encourages my child to do their best	99.0%

AWARDS AND RECOGNITIONS

- First Nationally Certified School for STEM Excellence in Texas
- Common Sense Media Certified Campus
- 2019-2022 TSCA CREST Award
- 2021-2022 ASCA School of Excellence Award
- 2018-2022 TEPSA Student Council Honor Award
- PTA Gold Voice for Every Child
- PTA Golden Apple Award
- PTA MARS Award

DONALD ELEMENTARY STEM ACADEMY

Home of the Dolphins
Flower Mound, Texas

Heather Shorter, Principal



Ethridge Elementary School

Campus Profile

SCHOOL HOURS ONLINE

7:45 a.m. to 3 p.m. **GRADES** Kindergarten through 5th grade

lisd.net/ethridge | facebook.com/EthridgeES | twitter.com/EthridgeES

STUDENT INFORMATION

375	Students
98.4%	Average daily attendance

STAFF INFORMATION

45.5	Total staff members
11.8	Average number of years teaching experience
8.5	Average number of years teaching in LISD schools

PROFESSIONAL LEARNING

Total number of hours the staff spent developing their job skills last year

3095

54.3

Average professional learning hours per Lewisville ISD staff member

206

OBSERVATION

Number of administrator visits to observe class instruction

67 Average number of classroom visits per administrator

At Ethridge Elementary, we believe:

Excellence is the expectation. Teachers, parents, and our community work together in developing students who are creative thinkers, innovative problem solvers, and future leaders with a love of learning and a strong sense of independence and purpose.

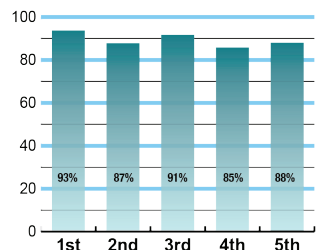
We believe:

- Every student is uniquely capable and deserves to be challenged each day
- Creative thinkers, problem solvers and future leaders are built by design and intentionality
- Independent, self-motivated learners have a strong sense of purpose and connectedness
- Fostering character development is vital to raising children who care about and for others
- A safe, nurturing, inclusive and flexible environment is key to growing our students intellectually, socially and emotionally
- An educated citizenry is essential for equal opportunity and a prosperous society
- Meaningful and relevant work, combined with powerful instruction, engages students in profound learning
- Critical thinking and problem solving today are necessary for students to be equipped for future challenges
- Education is the shared responsibility of the community

ACADEMIC PERFORMANCE

Istation by grade level

Lewisville ISD monitors students' reading progress through the Istation computer program. Teachers can quickly assess which students need help. This chart shows the percent of students reading on grade level or showing six months growth at the end of the school year.



CLUBS

Students engage in learning of their choice beyond the classroom through clubs. Ours include K-5 Running Club, 5th Grade Piano Club, Art Club, Book Club, EARTH Recycle Team, Eagle Patrol, Choir, Sports Club, Student Council, Coding, Dance, Flag Corps, Keyboard Club, arts and athletics.

DIGITAL CITIZENSHIP

Earning the Common Sense School badge is a symbol of our school's dedication and commitment to helping students think critically and use technology responsibly to learn, create, and participate.



What do our parents think?

PROGRAMS

Our campus offers unique programs to help our students become better learners, leaders, and friends. Some of ours include PALS/Community Mentors, Ethridge Essentials of Learning, Communication, Character (6 Pillars from Character Counts), Safe and Civil Schools and Kindness Confetti.

ARTS AND ATHLETICS

100%

Participation in athletics or physical education

100%

Participation in fine arts such as music and art

In April 2022, parents were surveyed about the campus their child attends. Values represent the percentage of respondents who agree. Based on 93 responses.

Are satisfied overall	97.0%
I can reach out to staff to discuss my concerns	96.0%
My child feels they can go to staff for help	95.0%
My child feels that school work is important	95.0%
My child feels safe at school	99.0%
Most of the time, my child is happy at school	96.0%
School staff values my child's culture and needs	98.0%
I am informed about my child's progress and grades	94.0%
Parents feel welcomed at school and are involved	99.0%
Teachers do well to help students who fall behind	94.0%
School staff communicates well with families	92.0%
School staff cares about my child	100.0%
School staff encourages my child to do their best	98.0%

AWARDS AND RECOGNITIONS

- Senator Jane Nelson School Spirit Award
- 21-Day Healthy Snack Challenge District and County Champions
- Mile Under the Lights The Colony Champions
- Spelling Bee Area Champion
- Yearly teacher LEF Grant recipients
- Voted #1 elementary school by The Colony Courier-Leader

Ethridge Elementary has monthly and end-of-nine-week recognition assemblies throughout the year where students are recognized for their growth in reading, math, character, and various age appropriate life skills achievements.

ETHRIDGE ELEMENTARY SCHOOL

Home of the Eagles
The Colony, Texas

Tasia Thompson, Principal



Flower Mound Elementary School

Campus Profile

SCHOOL HOURS ONLINE

7:45 a.m. to 3 p.m. **GRADES** Kindergarten through 5th grade

lisd.net/flowermound | facebook.com/flowermoundes | twitter.com/FlowerMoundES

STUDENT INFORMATION

502	Students
98.5%	Average daily attendance

STAFF INFORMATION

59.09	Total staff members
13.2	Average number of years teaching experience
10.1	Average number of years teaching in LISD schools

PROFESSIONAL LEARNING

Total number of hours the staff spent developing their job skills last year

3595

51.4

Average professional learning hours per Lewisville ISD staff member

393

OBSERVATION

Number of administrator visits to observe class instruction

131 Average number of classroom visits per administrator

Our vision

At Flower Mound Elementary, we approach each student as an individual to assist them in reaching their fullest potential. As a Restorative Practices campus, we promote character and citizenship while being dedicated to building strong relationships between students, staff, parents, and the community.

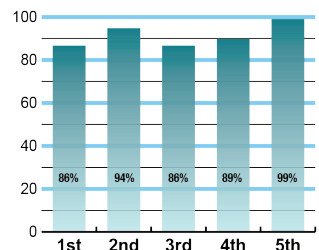
We strive to develop successful students with strong instructional areas of focus including diverse student experiences, STEM challenges, as well as guided math and reading. Flower Mound Elementary staff is dedicated to ensuring all our students enjoy thriving, productive lives in a future they create.



ACADEMIC PERFORMANCE

Istation by grade level

Lewisville ISD monitors students' reading progress through the Istation computer program. Teachers can quickly assess which students need help. This chart shows the percent of students reading on grade level or showing six months growth at the end of the school year.



CLUBS

Students may engage in clubs of their choice to extend their learning. At Flower Mound Elementary our club options include Art, Robotics, Little Bit of Broadway, Percussion, Jump Rope, Student Council and Coding.

DIGITAL CITIZENSHIP

Renewed for next year. Earning the Common Sense School badge is a symbol of our school's dedication and commitment to helping students think critically and use technology responsibly to learn, create, and participate.



PROGRAMS

Our campus offers unique programs to help our students grow. Some of ours include Ready Bodies/Learning Minds, Fearless Falcons, Circle of Friends, Restorative Practices, 21 Day Snack Challenge, Kindness Week, Pep Rallies, Veteran's Day, Turkey Trot and Field Day.

ARTS AND ATHLETICS

100%

Participation in athletics or physical education

100%

Participation in fine arts such as music and art



What do our parents think?

In April 2022, parents were surveyed about the campus their child attends. Values represent the percentage of respondents who agree. Based on 157 responses.

Are satisfied overall	96.0%
I can reach out to staff to discuss my concerns	92.0%
My child feels they can go to staff for help	91.0%
My child feels that school work is important	91.0%
My child feels safe at school	95.0%
Most of the time, my child is happy at school	94.0%
School staff values my child's culture and needs	93.0%
I am informed about my child's progress and grades	90.0%
Parents feel welcomed at school and are involved	94.0%
Teachers do well to help students who fall behind	92.0%
School staff communicates well with families	91.0%
School staff cares about my child	96.0%
School staff encourages my child to do their best	97.0%

AWARDS AND RECOGNITIONS

- 2019 Texas PTA School of Character
- Chamber of Commerce School and Teacher of the Month February 2022
- 2022 LISD First Year Teacher of the Year finalist
- 2020-2024 Common Sense Media Certified School

FLOWER MOUND ELEMENTARY SCHOOL

Home of the Falcons
Flower Mound, Texas

Christine Van Scoyoc, Principal



Forest Vista Elementary School

Campus Profile

SCHOOL HOURS ONLINE

7:45 a.m. to 3 p.m.

GRADES Kindergarten through 5th grade

lisd.net/forestvista | facebook.com/forestvista | twitter.com/ForestVistaES

STUDENT INFORMATION

535 Students
98.9% Average daily attendance

STAFF INFORMATION

58.42 Total staff members
13.3 Average number of years teaching experience
10.0 Average number of years teaching in LISD schools

PROFESSIONAL LEARNING

Total number of hours the staff spent developing their job skills last year

3717

52.3

Average professional learning hours per Lewisville ISD staff member

329

OBSERVATION

Number of administrator visits to observe class instruction

110 Average number of classroom visits per administrator

At Forest Vista Elementary, we believe:

- Every student can learn
- Reading is the foundation for learning
- Differentiated education is necessary
- Parent support and involvement are important

We have a dedicated group of professional educators, a good group of students eager to learn, and parents who are supportive of the school and active in their child's education. Our campus is known for a high level of academic performance.

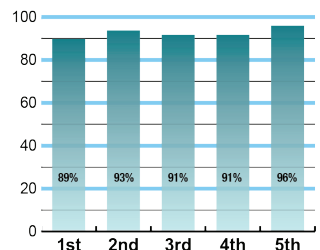
Our campus maintains strong music and art programs. We have a supportive Special Education staff. Forest Vista's library is well stocked in books to engage the children in reading, in addition to a reading enrichment program. We have readily available technology and appropriate training. We also have an active and supportive PTA.



ACADEMIC PERFORMANCE

Istation by grade level

Lewisville ISD monitors students' reading progress through the Istation computer program. Teachers can quickly assess which students need help. This chart shows the percent of students reading on grade level or showing six months growth at the end of the school year.



CLUBS

Students engage in learning of their choice beyond the classroom through clubs. Ours include Choir (4th and 5th grades), Running Club (4th and 5th grades), Art Club (5th grade), Chimes (5th grade) and Student Council.

DIGITAL CITIZENSHIP

Renewed for next year. Earning the Common Sense School badge is a symbol of our school's dedication and commitment to helping students think critically and use technology responsibly to learn, create, and participate.



PROGRAMS

Our campus offers unique programs to help our students become better learners, leaders, and friends. Some of ours include ICARE Character Education Program, Student Safety Patrol Group, Eagles Pals and Student Buddies.

ARTS AND ATHLETICS

100%

Participation in athletics or physical education

100%

Participation in fine arts such as music and art



What do our parents think?

In April 2022, parents were surveyed about the campus their child attends. Values represent the percentage of respondents who agree. Based on 200 responses.

Are satisfied overall	98.0%
I can reach out to staff to discuss my concerns	93.0%
My child feels they can go to staff for help	96.0%
My child feels that school work is important	90.0%
My child feels safe at school	97.0%
Most of the time, my child is happy at school	96.0%
School staff values my child's culture and needs	93.0%
I am informed about my child's progress and grades	92.0%
Parents feel welcomed at school and are involved	96.0%
Teachers do well to help students who fall behind	93.0%
School staff communicates well with families	93.0%
School staff cares about my child	99.0%
School staff encourages my child to do their best	98.0%

AWARDS AND RECOGNITIONS

- TEPSA Student Leadership Award
- Choir invited to perform at Texas Music Educators Association conference
- Chamber of Commerce School of the Month
- PTA Golden Apple Award
- ENERGY STAR certified school
- LEF Campus Excellence Grant

FOREST VISTA ELEMENTARY SCHOOL

Home of the Eagles
Flower Mound, Texas

Dr. Patrick Schott, Principal



Garden Ridge Elementary School

Campus Profile

SCHOOL HOURS ONLINE

7:45 a.m. to 3 p.m. **GRADES** Kindergarten through 5th grade

lisd.net/gardenridge | facebook.com/gardenridgees | twitter.com/GardenRidgeES

STUDENT INFORMATION

375 Students
99.0% Average daily attendance

STAFF INFORMATION

46.41 Total staff members
13.1 Average number of years teaching experience
9.7 Average number of years teaching in LISD schools

PROFESSIONAL LEARNING

Total number of hours the staff spent developing their job skills last year

3005

Average professional learning hours per Lewisville ISD staff member

53.7



OBSERVATION

441

Number of administrator visits to observe class instruction

221 Average number of classroom visits per administrator

At Garden Ridge Elementary we believe:

- Students should be provided engaging real-world learning experiences.
- Students are challenged through risk taking and varied opportunities.
- Students are provided a learning environment that is safe and supportive in order to be successful.

At Garden Ridge Elementary we are committed to developing 21st-century learners.

All students have the opportunity to engage in inclusive experiences that ensure each child has the academic skills and social emotional support needed to be successful.

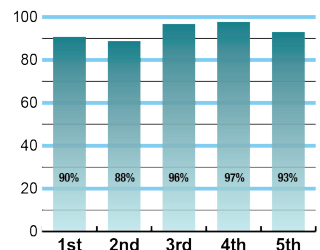
Through hands-on activities, community partnerships, field trips, and real-world experiences students are challenged to push beyond themselves in order to have more meaningful and relevant learning experiences.

Staff at Garden Ridge Elementary are passionate about learning and striving to help students reach their fullest potential.

ACADEMIC PERFORMANCE

Istation by grade level

Lewisville ISD monitors students' reading progress through the Istation computer program. Teachers can quickly assess which students need help. This chart shows the percent of students reading on grade level or showing six months growth at the end of the school year.



CLUBS

Clubs provide opportunities for students to engage in learning of their choice beyond the classroom.

Some of ours include Coding Club, Art Club, Student Council, Running Club, Choir, Broadcast Team, and Fuel Up to Play 60.

DIGITAL CITIZENSHIP

Renewed for next year. Earning the Common Sense School badge is a symbol of our school's dedication and commitment to helping students think critically and use technology responsibly to learn, create, and participate.



What do our parents think?

PROGRAMS

Our unique programs help our students grow. Some of ours are Hands on CPR and choking training, MVP sightings, Creator Gator, Counselor Corner, and so much more.

In April 2022, parents were surveyed about the campus their child attends. Values represent the percentage of respondents who agree. Based on 139 responses.

ARTS AND ATHLETICS

100%

Participation in athletics or physical education

100%

Participation in fine arts such as music and art

Are satisfied overall	94.0%
I can reach out to staff to discuss my concerns	88.0%
My child feels they can go to staff for help	90.0%
My child feels that school work is important	96.0%
My child feels safe at school	96.0%
Most of the time, my child is happy at school	94.0%
School staff values my child's culture and needs	91.0%
I am informed about my child's progress and grades	92.0%
Parents feel welcomed at school and are involved	93.0%
Teachers do well to help students who fall behind	88.0%
School staff communicates well with families	90.0%
School staff cares about my child	95.0%
School staff encourages my child to do their best	95.0%

AWARDS AND RECOGNITIONS

- CREST
- LEF Grants to staff
- Texas School Counseling Association Campus Administrator of the Year
- TSCA Elementary Counselor of the Year
- TSCA Counselor Advocate of the Year
- Energy Certified School
- Common Sense Media School
- Student Council Leadership Award

GARDEN RIDGE ELEMENTARY SCHOOL

Home of the Gators
Flower Mound, Texas

April Kenely, Principal



Hebron Valley Elementary School

Campus Profile

SCHOOL HOURS ONLINE

7:45 a.m. to 3 p.m. **GRADES** Pre-K through 5th grade

lisd.net/hebronvalley | facebook.com/hebronvalley | twitter.com/HebronValleyES

STUDENT INFORMATION

432	Students
99.1%	Average daily attendance

STAFF INFORMATION

52.28	Total staff members
13.0	Average number of years teaching experience
9.8	Average number of years teaching in LISD schools

PROFESSIONAL LEARNING

Total number of hours the staff spent developing their job skills last year

2898



Average professional learning hours per Lewisville ISD staff member

349

OBSERVATION

Number of administrator visits to observe class instruction

175 Average number of classroom visits per administrator

Campus Mission Statement:

The Hebron Valley Community will provide a safe, collaborative environment for impactful experiences to inspire lifelong learners who are productive citizens in a future they create.

At Hebron Valley Elementary, we believe that:

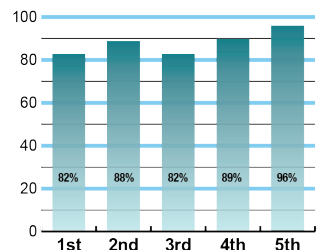
- All students can be successful using their unique strengths and talents
- All students should have engaging and innovative learning experiences everyday
- All students are encouraged to take risks and have a growth mindset

Hebron Valley Elementary is committed to providing all students with a forward-thinking education that gives them the opportunity to empower, inspire, create, and innovate. All students are provided with learning experiences that connect them to the global community as well as the local community through project-based learning, technology integration, 21st-century learning and real-world experiences. Students are encouraged to have a growth mindset and take risks throughout their learning journey. Hebron Valley Elementary is a student-centered school for future-ready students because when students leave here, they have the ability to positively impact the world.

ACADEMIC PERFORMANCE

Istation by grade level

Lewisville ISD monitors students' reading progress through the Istation computer program. Teachers can quickly assess which students need help. This chart shows the percent of students reading on grade level or showing six months growth at the end of the school year.



CLUBS

Students engage in learning of their choice beyond the classroom through clubs. Some of our clubs include Student Council, Top Dogs, Running Club, Makerspace Club, Robotics Club, Kindness Ambassadors, Student Council, PTA Kids, Student Advisory Committee and Encore.

DIGITAL CITIZENSHIP

Renewed for next year. Earning the Common Sense School badge is a symbol of our school's dedication and commitment to helping students think critically and use technology responsibly to learn, create, and participate.



What do our parents think?

In April 2022, parents were surveyed about the campus their child attends. Values represent the percentage of respondents who agree. Based on 136 responses.

Are satisfied overall	96.0%
I can reach out to staff to discuss my concerns	96.0%
My child feels they can go to staff for help	94.0%
My child feels that school work is important	95.0%
My child feels safe at school	98.0%
Most of the time, my child is happy at school	98.0%
School staff values my child's culture and needs	94.0%
I am informed about my child's progress and grades	95.0%
Parents feel welcomed at school and are involved	94.0%
Teachers do well to help students who fall behind	92.0%
School staff communicates well with families	94.0%
School staff cares about my child	97.0%
School staff encourages my child to do their best	96.0%

PROGRAMS

Our unique programs help our students grow. Some of ours include Multicultural Week Celebration, local restaurants PTA Spirit Nights, STEM Enrichment, Field Day, Husky Hustle, Wellness Bingo Challenges, Black History Month Celebration, and Grade Level Music Performances.

ARTS AND ATHLETICS

100%

Participation in athletics or physical education

100%

Participation in fine arts such as music and art

AWARDS AND RECOGNITIONS

- CREST Award: Counselors Reinforcing Excellence in Students in Texas
- Common Sense Certified Campus
- LEF Grant awarded to a teacher
- PTA Lifetime Members
- Rockstar Awards to our students every nine Weeks
- Cornerstone Pin Awards Presented to Teachers exemplifying LISD's Four Cornerstones
- Husky Hero Awards Presented to Teachers
- Distinguished Writer's Awards for 3rd and 4th Graders
- 1st and 2nd place 3rd Grade winners of The City of Carrollton Drinking Water Poster Contest

HEBRON VALLEY ELEMENTARY SCHOOL

Home of the Huskies
Carrollton, Texas

Laura Zamora, Principal



Heritage Elementary School

Campus Profile

SCHOOL HOURS ONLINE

7:45 a.m. to 3 p.m. **GRADES** Kindergarten through 5th grade

lisd.net/heritage | facebook.com/heritageelementary | twitter.com/HeritageES

STUDENT INFORMATION

508 Students

98.8% Average daily attendance

STAFF INFORMATION

48.46 Total staff members

15.7 Average number of years teaching experience

11.2 Average number of years teaching in LISD schools

PROFESSIONAL LEARNING

Total number of hours the staff spent developing their job skills last year

3012

54.8

Average professional learning hours per Lewisville ISD staff member

69

OBSERVATION

Number of administrator visits to observe class instruction

35 Average number of classroom visits per administrator

At Heritage Elementary, we believe:

- All students can learn and grow
- Family and community partnerships are vital to the success of each student
- Each child is an individual and should be celebrated
- Educating the whole child is important at Heritage

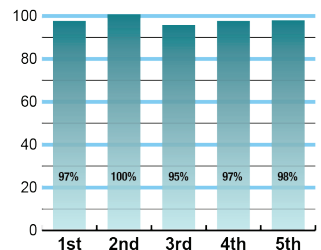
We strive to create a family-friendly environment with high expectations, high rigor and fun! Hands on learning experiences, with our talented staff, makes for a very engaged student body. Serving others is important to our campus climate and culture.

Our award-winning PTA, Texas Our Heritage Outdoor Learning Area, and fine arts programs make Heritage unique. Students are encouraged to think, problem solve and collaborate with real-world issues.

ACADEMIC PERFORMANCE

Istation by grade level

Lewisville ISD monitors students' reading progress through the Istation computer program. Teachers can quickly assess which students need help. This chart shows the percent of students reading on grade level or showing six months growth at the end of the school year.



CLUBS

Students engage in learning of their choice beyond the classroom through clubs. Ours include Running Club, Recycling Club, Young Rembrandts, Little Bit of Broadway, Junior Librarians, Student Council, Boys and Girls Choir, Dribbling Hawks and Safety Patrol.

DIGITAL CITIZENSHIP

Renewed for next year. Earning the Common Sense School badge is a symbol of our school's dedication and commitment to helping students think critically and use technology responsibly to learn, create, and participate.



What do our parents think?

PROGRAMS

Our campus offers unique programs to help our students grow. Some of ours include Veterans Day, Texas Our Heritage Outdoor Learning, Science Discovery/STEM, Watch D.O.G.S. (Dads Of Great Students), 5 Pillars of Character, Ready Set Teach (with Marcus HS), Adopt an Athlete and Mystery Readers.

ARTS AND ATHLETICS

100%

Participation in athletics or physical education

100%

Participation in fine arts such as music and art

In April 2022, parents were surveyed about the campus their child attends. Values represent the percentage of respondents who agree. Based on 158 responses.

Are satisfied overall	99.0%
I can reach out to staff to discuss my concerns	96.0%
My child feels they can go to staff for help	97.0%
My child feels that school work is important	95.0%
My child feels safe at school	100.0%
Most of the time, my child is happy at school	97.0%
School staff values my child's culture and needs	97.0%
I am informed about my child's progress and grades	93.0%
Parents feel welcomed at school and are involved	99.0%
Teachers do well to help students who fall behind	95.0%
School staff communicates well with families	97.0%
School staff cares about my child	99.0%
School staff encourages my child to do their best	98.0%

AWARDS AND RECOGNITIONS

- National PTA School of Excellence 2021-2023
- Texas Master Naturalists state recognition for outdoor learning project/Augmented Reality
- HV/FM Chamber of Commerce School of the Month
- Award winning Boys and Girls Choir
- Local, state and national recognition for Fine Arts and Writing
- ELA/Reading Distinction by TEA
- National award winner Reflections Contest
- Digital Citizenship School of Excellence

HERITAGE ELEMENTARY SCHOOL

Home of the Hawks
Highland Village, Texas

Toby Maxson, Principal



Highland Village Elementary School

Campus Profile

SCHOOL HOURS ONLINE

7:45 a.m. to 3 p.m. **GRADES** Kindergarten through 5th grade

lisd.net/highlandvillage | facebook.com/highlandvillagees | twitter.com/hv_vikings

STUDENT INFORMATION

356	Students
99.0%	Average daily attendance

STAFF INFORMATION

40.7	Total staff members
14.7	Average number of years teaching experience
11.4	Average number of years teaching in LISD schools

PROFESSIONAL LEARNING

Total number of hours the staff spent developing their job skills last year

2613

Average professional learning hours per Lewisville ISD staff member

51.2

247

OBSERVATION

Number of administrator visits to observe class instruction

124 Average number of classroom visits per administrator

What we believe

At Highland Village Elementary, our mission is to work in partnership with our parents and community to engage, challenge, and empower students through collaborative and innovative experiences.

At Highland Village Elementary, we believe that:

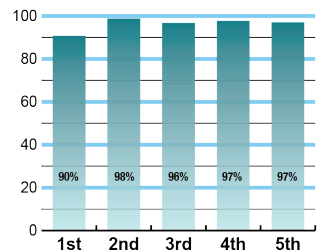
- All students can be successful both academically and socially
- Mistakes are an opportunity to make learning more meaningful
- Grit and perseverance are essential components for growth
- Each person who enters our doors feels safe and valued

We are committed to designing authentic, real-world learning experiences that are based on curriculum standards. Embedded throughout these experiences are 21st Century learning skills and goal setting that will challenge and encourage each student to become critical/creative thinkers and lifelong learners. Our motto is "Life is Good at HVE." We focus on the development of the whole child with a foundational understanding of social and emotional skills and strategies. We make everyone feel welcomed and successful.

ACADEMIC PERFORMANCE

Istation by grade level

Lewisville ISD monitors students' reading progress through the Istation computer program. Teachers can quickly assess which students need help. This chart shows the percent of students reading on grade level or showing six months growth at the end of the school year.



CLUBS

Clubs provide opportunities for students to engage in learning of their choice beyond the classroom.

Some of our clubs include Campus Ambassadors, Young Rembrandts, Coder Club, SSA Sports, and Sarah's Spanish School.

DIGITAL CITIZENSHIP

Earning the Common Sense School badge is a symbol of our school's dedication and commitment to helping students think critically and use technology responsibly to learn, create, and participate.



PROGRAMS

Our campus offers unique programs to help our students become better learners, leaders, and friends. Some of ours include schoolwide 2nd Step Social/Emotional Curriculum, Choir (4th and 5th grades), Safety Patrol (3rd through 5th grades), and KVKG Announcements.

ARTS AND ATHLETICS

100%

Participation in athletics or physical education

100%

Participation in fine arts such as music and art



What do our parents think?

In April 2022, parents were surveyed about the campus their child attends. Values represent the percentage of respondents who agree. Based on 90 responses.

Are satisfied overall	98.0%
I can reach out to staff to discuss my concerns	98.0%
My child feels they can go to staff for help	96.0%
My child feels that school work is important	96.0%
My child feels safe at school	99.0%
Most of the time, my child is happy at school	99.0%
School staff values my child's culture and needs	94.0%
I am informed about my child's progress and grades	96.0%
Parents feel welcomed at school and are involved	98.0%
Teachers do well to help students who fall behind	92.0%
School staff communicates well with families	96.0%
School staff cares about my child	99.0%
School staff encourages my child to do their best	99.0%

AWARDS AND RECOGNITIONS

- National PTA School of Excellence 2020-2022
- ENERGY STAR certified school
- 21-Day Challenge for Healthier Living \$500 Award
- PTA School of Excellence
- Common Sense School
- General Education - CREST Award Winner

HIGHLAND VILLAGE ELEMENTARY SCHOOL

Home of the Vikings
Highland Village, Texas

Leslye Mitchell, Principal



Homestead Elementary School

Campus Profile

SCHOOL HOURS ONLINE

7:45 a.m. to 3 p.m.

GRADES Kindergarten through 5th grade
lisd.net/homestead | facebook.com/homesteades | twitter.com/HomesteadES

STUDENT INFORMATION

482 Students

98.7% Average daily attendance

STAFF INFORMATION

48.85 Total staff members

16.9 Average number of years teaching experience

13.2 Average number of years teaching in LISD schools

PROFESSIONAL LEARNING

Total number of hours the staff spent developing their job skills last year

2505

Average professional learning hours per Lewisville ISD staff member

44.7



OBSERVATION

144

Number of administrator visits to observe class instruction

72 Average number of classroom visits per administrator

At Homestead Elementary, we believe:

All of our students are lifelong learners who demonstrate integrity and personal excellence in a future they create.

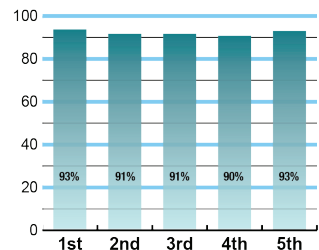
Homestead Elementary students, staff, and community work in partnership to create a positive, caring learning environment where students will be challenged through collaborative and innovative experiences to succeed in academics and life. We have a vibrant school community that is committed to the success of all students.



ACADEMIC PERFORMANCE

Istation by grade level

Lewisville ISD monitors students' reading progress through the Istation computer program. Teachers can quickly assess which students need help. This chart shows the percent of students reading on grade level or showing six months growth at the end of the school year.



CLUBS

Clubs provide opportunities for students to engage in learning of their choice beyond the classroom.

Some of our clubs include Science Club, Robotics Club, Student Council, Destination Imagination, Honor Choir, and Circle of Friends.

DIGITAL CITIZENSHIP

Renewed for next year. Earning the Common Sense School badge is a symbol of our school's dedication and commitment to helping students think critically and use technology responsibly to learn, create, and participate.



What do our parents think?

In April 2022, parents were surveyed about the campus their child attends. Values represent the percentage of respondents who agree. Based on 155 responses.

Are satisfied overall	96.0%
I can reach out to staff to discuss my concerns	97.0%
My child feels they can go to staff for help	95.0%
My child feels that school work is important	96.0%
My child feels safe at school	99.0%
Most of the time, my child is happy at school	95.0%
School staff values my child's culture and needs	94.0%
I am informed about my child's progress and grades	95.0%
Parents feel welcomed at school and are involved	99.0%
Teachers do well to help students who fall behind	91.0%
School staff communicates well with families	94.0%
School staff cares about my child	97.0%
School staff encourages my child to do their best	98.0%

PROGRAMS

Our campus offers unique programs to help our students become better learners, leaders, and friends.

Some of our programs include STEM discovery class.

ARTS AND ATHLETICS

100%

Participation in athletics or physical education

100%

Participation in fine arts such as music and art

AWARDS AND RECOGNITIONS

- LISD District Teacher of the Year
- LISD Campus Support Personnel Winner
- CREST Award Winner
- National Award Winning PTA

HOMESTEAD ELEMENTARY SCHOOL

Home of the Mustangs
Carrollton, Texas

Sean Perry, Principal



Independence Elementary School

Campus Profile

SCHOOL HOURS ONLINE

7:45 a.m. to 3 p.m. **GRADES** Pre-K through 5th gradelisd.net/independence | facebook.com/independenceses | twitter.com/IndependenceES

STUDENT INFORMATION

816	Students
98.8%	Average daily attendance

STAFF INFORMATION

83.21	Total staff members
9.1	Average number of years teaching experience
6.9	Average number of years teaching in LISD schools

PROFESSIONAL LEARNING

Total number of hours the staff spent developing their job skills last year

4991

Average professional learning hours per Lewisville ISD staff member

55.5

408

OBSERVATION

Number of administrator visits to observe class instruction

136 Average number of classroom visits per administrator

At Independence Elementary we believe:

- Students have the potential to accomplish any goal they set
- Students see themselves as leaders today and for the rest of their lives
- Students will live up to grand expectations that have personal meaning

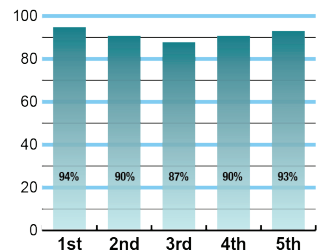
We are committed to partnering with our school community, working towards goals that are academically aligned in purpose and have collective focus on student achievement. We expect our Eagles to be well-rounded, compassionate, competitive, critical thinkers, and lifelong learners. By providing a safe environment to spread their wings, make mistakes, take risks and celebrate success, students will be prepared for a productive life in a future they create.

Independence is a "Leadership Happens Here" campus, which integrates Covey's Seven Habits of Highly Effective People in all learning. Eagle students learn about the seven habits, manage a data binder and earn Leadership Happens Here tickets when they demonstrate a habit. Our program nurtures students to be future-ready, hopeful, problem solvers, and courageous.

ACADEMIC PERFORMANCE

Istation by grade level

Lewisville ISD monitors students' reading progress through the Istation computer program. Teachers can quickly assess which students need help. This chart shows the percent of students reading on grade level or showing six months growth at the end of the school year.



CLUBS

Clubs provide opportunities for students to engage in learning of their choice beyond the classroom.

Some of our clubs include Run Club, Girl Scouts and Choir.

DIGITAL CITIZENSHIP

Renewed for next year. Earning the Common Sense School badge is a symbol of our school's dedication and commitment to helping students think critically and use technology responsibly to learn, create, and participate.



What do our parents think?

In April 2022, parents were surveyed about the campus their child attends. Values represent the percentage of respondents who agree. Based on 222 responses.

Are satisfied overall	98.0%
I can reach out to staff to discuss my concerns	96.0%
My child feels they can go to staff for help	95.0%
My child feels that school work is important	94.0%
My child feels safe at school	98.0%
Most of the time, my child is happy at school	96.0%
School staff values my child's culture and needs	96.0%
I am informed about my child's progress and grades	95.0%
Parents feel welcomed at school and are involved	97.0%
Teachers do well to help students who fall behind	93.0%
School staff communicates well with families	94.0%
School staff cares about my child	98.0%
School staff encourages my child to do their best	98.0%

PROGRAMS

Our campus offers unique programs to help our students become better learners, leaders, and friends. Some of our programs include Dual Language Program, Student Council, National Elementary Honor Society, Coder Kids, Encore and SSA.

ARTS AND ATHLETICS

100%

Participation in athletics or physical education

100%

Participation in fine arts such as music and art

AWARDS AND RECOGNITIONS

- Common Sense Digital Citizenship Campus
- CREST Counselor Award
- PTA Golden Apple Award
- National PTA School of Excellence

INDEPENDENCE ELEMENTARY SCHOOL

Home of the Eagles
Lewisville, Texas

Theodora Winslow, Principal



Indian Creek Elementary School

Campus Profile

SCHOOL HOURS ONLINE

7:45 a.m. to 3 p.m. **GRADES** Pre-K through 5th grade

lisd.net/indiancreek | facebook.com/indiancreekes | twitter.com/IndianCreekES

STUDENT INFORMATION

536	Students
98.4%	Average daily attendance

STAFF INFORMATION

59.21	Total staff members
10.7	Average number of years teaching experience
6.3	Average number of years teaching in LISD schools

PROFESSIONAL LEARNING

Total number of hours the staff spent developing their job skills last year

3520

51.8

Average professional learning hours per Lewisville ISD staff member

324

OBSERVATION

Number of administrator visits to observe class instruction

162 Average number of classroom visits per administrator

At Indian Creek Elementary, we believe:

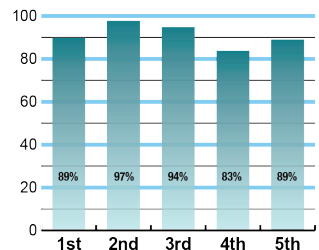
- Building strong relationships is vital in learning
- Positive learning experiences lead to social emotional health and allow students to take risk and learn from their mistakes
- Community engagement is a vital part of the learning process

Indian Creek Elementary School is the heart of the community! We are a diverse community where all students learn together, with one another, and from one another. We are an inclusive school with innovative instructional strategies that support ALL students' learning needs. We believe turning personal interests into learning experiences empowers our students and their love for learning. We are committed to providing student-centered experiences where all students have opportunities to engage in real-world learning, through field trips, hands-on experiences and guest speakers. We value the importance of enriching our students' learning and developing leaders by providing a variety of clubs and organizations. Our partnership with parents and community plays an important role in the success of Indian Creek's students and staff.

ACADEMIC PERFORMANCE

Istation by grade level

Lewisville ISD monitors students' reading progress through the Istation computer program. Teachers can quickly assess which students need help. This chart shows the percent of students reading on grade level or showing six months growth at the end of the school year.



CLUBS

Students engage in learning of their choice beyond the classroom through clubs.

Some of our clubs include Student Council, The Early Bird Show and Falcon Safety Crew.

DIGITAL CITIZENSHIP

Earning the Common Sense School badge is a symbol of our school's dedication and commitment to helping students think critically and use technology responsibly to learn, create, and participate.



PROGRAMS

Our campus offers unique programs to help our students grow. Some of ours include Read Across Indian Creek, 5th Grade Honor Society, Honor Choir, Restorative Practice Campus, K-2 Reading 2x2 Tournament, Reading Bluebonnet, Indian Creek Virtual Reading Talks, Indian Creek Parent Cafe Talks.

ARTS AND ATHLETICS

100%

Participation in athletics or physical education

100%

Participation in fine arts such as music and art



What do our parents think?

In April 2022, parents were surveyed about the campus their child attends. Values represent the percentage of respondents who agree. Based on 105 responses.

Are satisfied overall	94.0%
I can reach out to staff to discuss my concerns	95.0%
My child feels they can go to staff for help	93.0%
My child feels that school work is important	90.0%
My child feels safe at school	99.0%
Most of the time, my child is happy at school	96.0%
School staff values my child's culture and needs	96.0%
I am informed about my child's progress and grades	87.0%
Parents feel welcomed at school and are involved	94.0%
Teachers do well to help students who fall behind	88.0%
School staff communicates well with families	92.0%
School staff cares about my child	98.0%
School staff encourages my child to do their best	95.0%

AWARDS AND RECOGNITIONS

- Teacher of the Year Coach Parker
- Teacher of the Year Jordan Utt
- National PTA School of Excellence
- Principal of the Year Finalist
- Friendly Falcon
- CREST
- LEF Grants for Teachers

INDIAN CREEK ELEMENTARY SCHOOL

Home of the Falcons
Carrollton, Texas

Lori Sowers, Principal



Lakeland Elementary School

Campus Profile

SCHOOL HOURS ONLINE

7:45 a.m. to 3 p.m. **GRADES** Kindergarten through 5th grade

lisd.net/lakeland | facebook.com/lakelandes | twitter.com/LakelandES

STUDENT INFORMATION

664	Students
98.5%	Average daily attendance

STAFF INFORMATION

76.35	Total staff members
10.0	Average number of years teaching experience
6.7	Average number of years teaching in LISD schools

PROFESSIONAL LEARNING

Total number of hours the staff spent developing their job skills last year

4507

Average professional learning hours per Lewisville ISD staff member

50.1

327

OBSERVATION

Number of administrator visits to observe class instruction

82 Average number of classroom visits per administrator

At Lakeland Elementary, we believe:

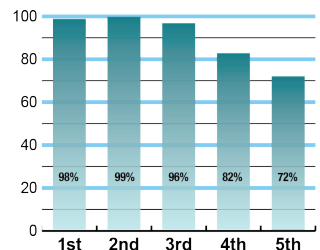
- Every child is unique and has the ability to learn and reach their goals
- Students are challenged daily in a supportive, encouraging and engaging learning environment
- Staff is committed to ensure each child has a positive school experience
- By working hard, we will make a difference

We are committed to providing a nurturing and safe learning environment that allows every student to thrive and grow to their maximum potential. All students at Lakeland Elementary are provided with the opportunity to engage in meaningful, real-world learning experiences that are tailored to meet their needs. By providing diverse-learning experiences, our students are able to collaborate, challenge and learn from one another. Students from Lakeland Elementary are prepared to contribute and succeed as responsible leaders in a global community.

ACADEMIC PERFORMANCE

Istation by grade level

Lewisville ISD monitors students' reading progress through the Istation computer program. Teachers can quickly assess which students need help. This chart shows the percent of students reading on grade level or showing six months growth at the end of the school year.



CLUBS

Clubs provide opportunities for students to engage in learning of their choice beyond the classroom.

Some of our Clubs include Book Club, Choir, Student Council, Basketball Club, Play 360, Art Club and Media Club.

DIGITAL CITIZENSHIP

Renewed for next year. Earning the Common Sense School badge is a symbol of our school's dedication and commitment to helping students think critically and use technology responsibly to learn, create, and participate.



What do our parents think?

PROGRAMS

Our programs include Communities in Schools, Dual Language, English as a Second Language Program, Breakfast in the Classroom Program, and Gifted and Talented Program. We also offer 21st Century Ace Student After School Program, Lunch with Leaders, Adult Mentoring, and High School Mentors.

ARTS AND ATHLETICS

100%

Participation in athletics or physical education

100%

Participation in fine arts such as music and art

In April 2022, parents were surveyed about the campus their child attends. Values represent the percentage of respondents who agree. Based on 98 responses.

Are satisfied overall	96.0%
I can reach out to staff to discuss my concerns	99.0%
My child feels they can go to staff for help	97.0%
My child feels that school work is important	100.0%
My child feels safe at school	100.0%
Most of the time, my child is happy at school	97.0%
School staff values my child's culture and needs	98.0%
I am informed about my child's progress and grades	97.0%
Parents feel welcomed at school and are involved	98.0%
Teachers do well to help students who fall behind	92.0%
School staff communicates well with families	99.0%
School staff cares about my child	97.0%
School staff encourages my child to do their best	98.0%

AWARDS AND RECOGNITIONS

- 2020-2021 Lewisville Chamber of Commerce School, Staff and Student Recognition
- 2020-2021 CREST Counselors Award
- 2019-2020 Red Ribbon LISD Recognition
- 2019-2020 Parent University Recognition
- 2021-2022 5th Grade Honor Choir Recognition
- 2021-2022 Delta Kappa Gamma Writing Society Recognition

LAKELAND ELEMENTARY SCHOOL

Home of the Roadrunners
Lewisville, Texas

Vanessa Asbun, Principal



Lewisville Elementary School

Campus Profile

SCHOOL HOURS ONLINE

7:45 a.m. to 3 p.m. **GRADES** Kindergarten through 5th grade
lisd.net/lewisville | facebook.com/lewisvillees | twitter.com/LewisvilleES

STUDENT INFORMATION

535 Students
 97.8% Average daily attendance

STAFF INFORMATION

72.98 Total staff members
 11.9 Average number of years teaching experience
 6.1 Average number of years teaching in LISD schools

PROFESSIONAL LEARNING

Total number of hours the staff spent developing their job skills last year

4838

50.9

Average professional learning hours per Lewisville ISD staff member

508

OBSERVATION

Number of administrator visits to observe class instruction

127 Average number of classroom visits per administrator

At Lewisville Elementary, we believe:

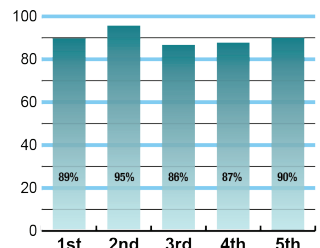
- Creating a learning environment that recognizes every student is uniquely capable of meeting academic standards and deserves to be challenged each day
- Effective and efficient steward of all resources with a solution-oriented mindset
- Creating a safe, positive, nurturing, and inclusive environment where college readiness is expected
- Actively communicate with community partners to develop and cultivate strong relationships, and build a bridge of understanding and mutual values

Lewisville Elementary strives to guarantee each child a college-ready education through high-quality, integrated-learning experiences. Students, staff, and community design and implement learning experiences for every student, without exceptions and excuses. Staff provides engaging and innovative experiences, effectively utilizing our resources every day. Learners today - Leaders tomorrow.

ACADEMIC PERFORMANCE

Istation by grade level

Lewisville ISD monitors students' reading progress through the Istation computer program. Teachers can quickly assess which students need help. This chart shows the percent of students reading on grade level or showing six months growth at the end of the school year.




CLUBS

At Lewisville Elementary, we believe in restorative practices. Our teachers lead Restorative Circles, 90 Second Sparks and 2 Minute Connections to build relationships with our students.

We offer several leadership opportunities for students to excel: Young Librarians and 5th Grade Kindergarten Mentors.

DIGITAL CITIZENSHIP

Renewed for next year. Earning the Common Sense School badge is a symbol of our school's dedication and commitment to helping students think critically and use technology responsibly to learn, create, and participate.



What do our parents think?

PROGRAMS

Our campus offers unique programs to help our students become better learners, leaders, and friends.

Some of our programs include Dual Language, Safe and Civil Schools, Student Council, Reading Buddies, Pony Time Reading Intervention.

ARTS AND ATHLETICS

100%

Participation in athletics or physical education

100%

Participation in fine arts such as music and art

In April 2022, parents were surveyed about the campus their child attends. Values represent the percentage of respondents who agree. Based on 74 responses.

Are satisfied overall	90.0%
I can reach out to staff to discuss my concerns	97.0%
My child feels they can go to staff for help	92.0%
My child feels that school work is important	96.0%
My child feels safe at school	89.0%
Most of the time, my child is happy at school	89.0%
School staff values my child's culture and needs	93.0%
I am informed about my child's progress and grades	90.0%
Parents feel welcomed at school and are involved	94.0%
Teachers do well to help students who fall behind	89.0%
School staff communicates well with families	89.0%
School staff cares about my child	90.0%
School staff encourages my child to do their best	93.0%

AWARDS AND RECOGNITIONS

- Kindness Certified School – 2019
- ENERGY STAR certified school
- No Excuses University Campus – 2017
- Digital Learning iStatement Award for school librarian
- Lewisville Chamber of Commerce School of the Month and Teacher of the Month
- LISD Culture Champion

LEWISVILLE ELEMENTARY SCHOOL

Home of the Ponies
Lewisville, Texas

Lakshmi Valdes-Natividad, Principal



Liberty Elementary School

Campus Profile

SCHOOL HOURS ONLINE

7:45 a.m. to 3 p.m. **GRADES** Pre-K through 5th grade
lisd.net/liberty | facebook.com/libertyes | twitter.com/LibertyES

STUDENT INFORMATION

533 Students
 98.9% Average daily attendance

STAFF INFORMATION

57.06 Total staff members
 15.6 Average number of years teaching experience
 11.6 Average number of years teaching in LISD schools

PROFESSIONAL LEARNING

Total number of hours the staff spent developing their job skills last year

3365

52.6

Average professional learning hours per Lewisville ISD staff member

234

OBSERVATION

Number of administrator visits to observe class instruction

117 Average number of classroom visits per administrator

At Liberty Elementary School, we believe:

- Creating a learning environment that is safe, motivating, and challenging
- Everyone can reach their full potential by developing life-long skills of respect, leadership, responsibility, and cooperation
- High expectations will be maintained as we move forward with pride in our accomplishments and a strong desire to excel
- All stakeholders will come together to set new goals that will assist the students of Liberty Elementary School in becoming learners for life

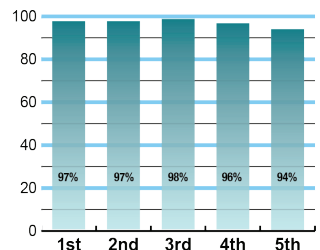
Daily expectations for students include being **READY** to learn, prepared, and focused each day; **RESPECTFUL** of themselves, others, and school at all times; and **RESPONSIBLE** for following the expectations in all aspects of their lives. Liberty Eagles will soar higher with commitment, determination, hard work, and kindness.

Full family involvement is welcomed at our campus and happens through communicating regularly with school, walking to the main entrance each school day, sharing lunch in the cafeteria, being a class mystery reader, small group tutoring, volunteering in the classroom, chaperoning a field trip, and assisting with classroom celebrations. Pride and commitment in self, family, community, state, and nation through demonstrated citizenship skills and practices are at the core of our campus history and expectations.

ACADEMIC PERFORMANCE

Istation by grade level

Lewisville ISD monitors students' reading progress through the Istation computer program. Teachers can quickly assess which students need help. This chart shows the percent of students reading on grade level or showing six months growth at the end of the school year.



CLUBS

Our clubs, advised by staff members, provide opportunities for students to engage in learning of their choice beyond the classroom. Some of ours include 4th and 5th Grade Student Council, 4th and 5th Grade Choir, 2nd and 3rd Grade Green Squad, Instrument Club, 5th Grade News Team, and 5th Grade Volleyball Club.

DIGITAL CITIZENSHIP

Renewed for next year. Earning the Common Sense School badge is a symbol of our school's dedication and commitment to helping students think critically and use technology responsibly to learn, create, and participate.



What do our parents think?

PROGRAMS

Our campus offers unique programs to help our students grow. Ours include PTA, Discovery Academy, All Day Pre-K, STEM, Gifted and Talented, Language Science (Dyslexia), Language Acquisition (ELL/ESL), Occupational, Physical, and Speech Therapies, Special Education services and Extended School Day.

ARTS AND ATHLETICS

100%

Participation in athletics or physical education

100%

Participation in fine arts such as music and art

In April 2022, parents were surveyed about the campus their child attends. Values represent the percentage of respondents who agree. Based on 210 responses.

Are satisfied overall	100.0%
I can reach out to staff to discuss my concerns	98.0%
My child feels they can go to staff for help	97.0%
My child feels that school work is important	96.0%
My child feels safe at school	100.0%
Most of the time, my child is happy at school	99.0%
School staff values my child's culture and needs	96.0%
I am informed about my child's progress and grades	98.0%
Parents feel welcomed at school and are involved	99.0%
Teachers do well to help students who fall behind	95.0%
School staff communicates well with families	99.0%
School staff cares about my child	99.0%
School staff encourages my child to do their best	99.0%

AWARDS AND RECOGNITIONS

- National PTA School of Excellence 2020-2022
- National Association of Elementary School Principals Honor Student Council School of Excellence
- National Common Sense Digital Education Certified School
- Best of Denton County Student Choice Public Elementary School
- Lewisville Education Foundation Grant for CPR Teaching Equipment
- Texas PTA Golden Apple Award (100% membership)
- Texas PTA MARS Award (50 or more male members)

LIBERTY ELEMENTARY SCHOOL

Home of the Eagles
Flower Mound, Texas

Tim Greenwell, Principal



McAuliffe Elementary School

Campus Profile

SCHOOL HOURS ONLINE

7:45 a.m. to 3 p.m.

GRADES Pre-K through 5th gradelisd.net/mcauliffefacebook.com/mcauliffeelementarytwitter.com/McAHighlander

STUDENT INFORMATION

548	Students
98.7%	Average daily attendance

STAFF INFORMATION

53.61	Total staff members
11.5	Average number of years teaching experience
8.5	Average number of years teaching in LISD schools

PROFESSIONAL LEARNING

Total number of hours the staff spent developing their job skills last year

3496

Average professional learning hours per Lewisville ISD staff member

54.6

290

OBSERVATION

Number of administrator visits to observe class instruction

145 Average number of classroom visits per administrator

At McAuliffe Elementary, we believe:

- A safe and inclusive learning environment is paramount to student success
- Partnerships with families and community members foster authentic learning through real-world application
- Learning can, and should, be exciting
- Students should develop grit, problem solving, empathy, and leadership skills to be the leaders of the future

The McAuliffe staff strives to meet academic, emotional, social, and physical growth of all students. We strive to educate the whole child by employing high academic standards through design thinking and the integration of problem-solving skills, along with regular character education lessons and opportunities to think and build daily. Working together and learning from mistakes makes success exciting. Daily STEM opportunities provide learners the opportunity to become problem solvers and innovators while finding their place in the community and world.

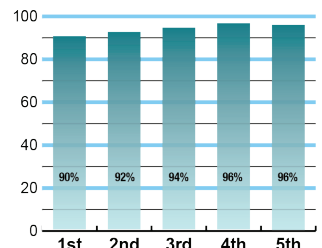
Through varied clubs and extracurricular programs, along with a deep-rooted connection to our feeder pattern, McAuliffe staff works diligently to connect students with a passion or interest. Our goal is to find a connection with every child and family.

By establishing partnerships with family and community members through school events, speakers, volunteers, and activities, McAuliffe learners gain authentic-learning experiences spanning each aspect of their lives. The McAuliffe staff anticipates that our family made up of teachers, children, parents, grandparents, guardians, volunteers, and community grow together in a safe, inclusive environment every day.

ACADEMIC PERFORMANCE

Istation by grade level

Lewisville ISD monitors students' reading progress through the Istation computer program. Teachers can quickly assess which students need help. This chart shows the percent of students reading on grade level or showing six months growth at the end of the school year.



CLUBS

Students engage in learning of their choice beyond the classroom through clubs. Ours include M&M (Choir), Safety Patrol, American Girl Doll, Sewing, Knitting, Basketball, Kickball, Big Sis/Little Sis, Pokemon, Crafting, Drawing, Crafting Art, Kindness, Dances from Around the World, Legos, Student Council, Circle of Friends, Hair Styling, Gardening, Recycling and Slime.

DIGITAL CITIZENSHIP

Renewed for next year. Earning the Common Sense School badge is a symbol of our school's dedication and commitment to helping students think critically and use technology responsibly to learn, create, and participate.



What do our parents think?

In April 2022, parents were surveyed about the campus their child attends. Values represent the percentage of respondents who agree. Based on 159 responses.

Are satisfied overall	97.0%
I can reach out to staff to discuss my concerns	96.0%
My child feels they can go to staff for help	97.0%
My child feels that school work is important	94.0%
My child feels safe at school	97.0%
Most of the time, my child is happy at school	97.0%
School staff values my child's culture and needs	92.0%
I am informed about my child's progress and grades	97.0%
Parents feel welcomed at school and are involved	99.0%
Teachers do well to help students who fall behind	96.0%
School staff communicates well with families	99.0%
School staff cares about my child	100.0%
School staff encourages my child to do their best	99.0%

PROGRAMS

Our campus offers unique programs to help our students become better learners, leaders, and friends. Some of ours include Genius Hour, GE, Little Bit of Broadway, Watch Me Sculpt, SSA Sports, Robotics, Filmmaking, Tennis and Destination Imagination.

ARTS AND ATHLETICS

100%

Participation in athletics or physical education

100%

Participation in fine arts such as music and art

AWARDS AND RECOGNITIONS

- 2021 National School of Character
- Common Sense Media Campus
- 100% Common Sense Media Staff Certified
- American Heart Association Heart Hero Awards for six staff members
- Received CPR Hands-Only kits for campus and district use from Reliant Energy and The American Heart Association
- 21-Day Challenge Award
- CREST Counselor's Award
- Fuel Up to Play 60 Award

McAULIFFE ELEMENTARY SCHOOL

Home of the Highlanders
Highland Village, Texas

Jennifer Mattingly, Principal





Memorial Elementary School

STEM Campus Profile

SCHOOL HOURS ONLINE

7:45 a.m. to 3:25 p.m. **GRADES** Pre-K through 5th grade
lisd.net/memorial | facebook.com/MemorialSTEM | twitter.com/MemorialSTEM

STUDENT INFORMATION

467 Students
No data Average daily attendance

STAFF INFORMATION

43.83 Total staff members
9.2 Average number of years teaching experience
4.1 Average number of years teaching in LISD schools

PROFESSIONAL LEARNING

Total number of hours the staff spent developing their job skills last year

3426

65.9

Average professional learning hours per Lewisville ISD staff member

224

OBSERVATION

Number of administrator visits to observe class instruction

112 Average number of classroom visits per administrator

At Memorial Elementary we believe that every student matters and every minute counts

We are committed to ensuring that each Memorial Maverick receives high quality and engaging learning experiences daily. Our goal is to develop well rounded, confident, and responsible students who aspire to achieve their full potential. We will provide a welcoming, happy, safe, and supportive learning environment, where all feel valued. We believe in our students' ability to be leaders and will encourage them to explore out of their comfort zones and take risks in their learning.

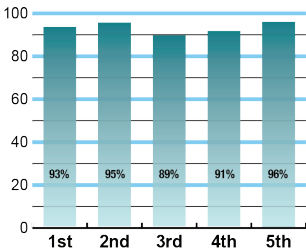
Memorial Elementary is committed to innovation and will ensure that our students develop critical thinking skills. We will work to be connected with our families and community to enhance the learning outcomes of our students.



ACADEMIC PERFORMANCE

Istation by grade level

Lewisville ISD monitors students' reading progress through the Istation computer program. Teachers can quickly assess which students need help. This chart shows the percent of students reading on grade level or showing six months growth at the end of the school year.



CLUBS

Students engage in learning of their choice beyond the classroom through clubs.

Some of our clubs include 3D Printing Club, Student Council, Maverick Choir, and Chess Club.

DIGITAL CITIZENSHIP

Renewed for next year. Earning the Common Sense School badge is a symbol of our school's dedication and commitment to helping students think critically and use technology responsibly to learn, create, and participate.



PROGRAMS

Our campus offers unique programs to help our students become better learners, leaders, and friends. Some of our programs are Kindness Week, College and Career Week, STEM Family Night, Student Variety Show, Literacy Night, Fall Festival, and Parent Coffee Talks.

ARTS AND ATHLETICS

100%

Participation in athletics or physical education

100%

Participation in fine arts such as music and art

What do our parents think?

In April 2022, parents were surveyed about the campus their child attends. Values represent the percentage of respondents who agree. Based on 125 responses.

Are satisfied overall	97.0%
I can reach out to staff to discuss my concerns	97.0%
My child feels they can go to staff for help	97.0%
My child feels that school work is important	97.0%
My child feels safe at school	99.0%
Most of the time, my child is happy at school	98.0%
School staff values my child's culture and needs	96.0%
I am informed about my child's progress and grades	95.0%
Parents feel welcomed at school and are involved	95.0%
Teachers do well to help students who fall behind	91.0%
School staff communicates well with families	92.0%
School staff cares about my child	99.0%
School staff encourages my child to do their best	98.0%

AWARDS AND RECOGNITIONS

- STEM certified staff members.
- LEF Grant recipients
- Pride of Texas Choir Award
- Nationally Certified STEM Campus

MEMORIAL ELEMENTARY SCHOOL

Home of the Mavericks
Lewisville, Texas

Stephanie Lawson, Principal



Mill Street Elementary School

Campus Profile

SCHOOL HOURS ONLINE

7:45 a.m. to 3 p.m. **GRADES** Pre-K through 5th grade

lisd.net/millstreet | facebook.com/millstreetes | twitter.com/millstreetes

STUDENT INFORMATION

595 Students
98.0% Average daily attendance

STAFF INFORMATION

72.61 Total staff members
10.4 Average number of years teaching experience
7.1 Average number of years teaching in LISD schools

PROFESSIONAL LEARNING

Total number of hours the staff spent developing their job skills last year

4504

54.9

Average professional learning hours per Lewisville ISD staff member

378

OBSERVATION

Number of administrator visits to observe class instruction

95 Average number of classroom visits per administrator

What we believe at Mill Street Elementary

As a Mill Street family, we are committed to building relationships in a learning environment that celebrates diversity and ensures growth for all as we develop as leaders.

Our Creed

I am strong and courageous.
I believe in myself.
I am a leader.
I am a Mill Street Mustang!

Our Motto

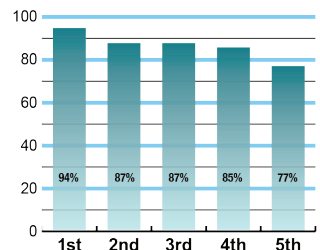
Blazing a Trail to Greatness!



ACADEMIC PERFORMANCE

Istation by grade level

Lewisville ISD monitors students' reading progress through the Istation computer program. Teachers can quickly assess which students need help. This chart shows the percent of students reading on grade level or showing six months growth at the end of the school year.



CLUBS

Students engage in learning of their choice beyond the classroom through clubs.

Some of our clubs include Student Council and Student Lighthouse.

DIGITAL CITIZENSHIP

Earning the Common Sense School badge is a symbol of our school's dedication and commitment to helping students think critically and use technology responsibly to learn, create, and participate.



PROGRAMS

Our campus offers unique programs to help our students become better learners, leaders, and friends.

Some of ours include Leader in Me, Dual Language, Gifted and Talented, Communities in School, PTA, and schoolwide student leadership roles.

ARTS AND ATHLETICS

100%

Participation in athletics or physical education

100%

Participation in fine arts such as music and art



What do our parents think?

In April 2022, parents were surveyed about the campus their child attends. Values represent the percentage of respondents who agree. Based on 75 responses.

Are satisfied overall	97.0%
I can reach out to staff to discuss my concerns	96.0%
My child feels they can go to staff for help	92.0%
My child feels that school work is important	94.0%
My child feels safe at school	99.0%
Most of the time, my child is happy at school	96.0%
School staff values my child's culture and needs	93.0%
I am informed about my child's progress and grades	90.0%
Parents feel welcomed at school and are involved	97.0%
Teachers do well to help students who fall behind	89.0%
School staff communicates well with families	92.0%
School staff cares about my child	97.0%
School staff encourages my child to do their best	99.0%

AWARDS AND RECOGNITIONS

- Teacher of the Year Finalist 2020-2021, Diedre Tinker, STREAM Teacher
- Received \$5,000 from LEF for purchase of Spanish literacy books
- Received \$2,000 from LEF for purchase of Spanish books for the school library
- Monthly Career Day
- We are a Common Sense recognized school

MILL STREET ELEMENTARY SCHOOL

Home of the Mustangs
Lewisville, Texas

Deborah Bailey, Principal



Morningside Elementary School

Campus Profile

SCHOOL HOURS ONLINE

7:45 a.m. to 3 p.m. **GRADES** Kindergarten through 5th gradelisd.net/morningside | facebook.com/morningsidees | twitter.com/MorningsideES

STUDENT INFORMATION

362	Students
98.6%	Average daily attendance

STAFF INFORMATION

48.55	Total staff members
14.6	Average number of years teaching experience
11.2	Average number of years teaching in LISD schools

PROFESSIONAL LEARNING

Total number of hours the staff spent developing their job skills last year

3126

53.9

Average professional learning hours per Lewisville ISD staff member

210

OBSERVATION

Number of administrator visits to observe class instruction

70 Average number of classroom visits per administrator

At Morningside Elementary, we believe:

- All students can be successful both academically, socially and emotionally
- Students are given opportunities to be risk-takers, creative thinkers, and innovative learners
- Students are encouraged to persevere to their highest potential and become life-long learners
- We are committed to creating a safe educational environment where students are able to reach their full potential academically, socially, physically and morally

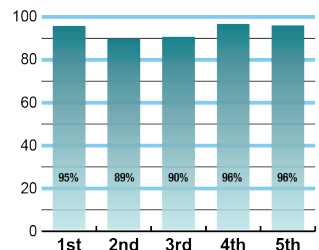
We are committed to maintaining high standards of excellence and dedicating our efforts so our students can obtain life-long skills and positive attitudes, which will empower them to be successful, life-long learners and respectful, responsible and productive citizens.



ACADEMIC PERFORMANCE

Istation by grade level

Lewisville ISD monitors students' reading progress through the Istation computer program. Teachers can quickly assess which students need help. This chart shows the percent of students reading on grade level or showing six months growth at the end of the school year.



CLUBS

Students engage in learning of their choice beyond the classroom through clubs. Ours include S.M.A.R.T. Girls, Makers Club, Choir, Guitar Club, Instrument Club, Morningside Musicals, Library Helper's Club, Library Genius Hour, Student Council, Mileage Club, Safety Patrol, and Morning Announcement Club.

DIGITAL CITIZENSHIP

Renewed for next year. Earning the Common Sense School badge is a symbol of our school's dedication and commitment to helping students think critically and use technology responsibly to learn, create, and participate.



What do our parents think?

PROGRAMS

Our campus offers unique programs to help our students become better learners, leaders, and friends.

Some of our programs include Restorative Practices, and Safe and Civil Schools.

ARTS AND ATHLETICS

100%

Participation in athletics or physical education

100%

Participation in fine arts such as music and art

In April 2022, parents were surveyed about the campus their child attends. Values represent the percentage of respondents who agree. Based on 68 responses.

Are satisfied overall	96.0%
I can reach out to staff to discuss my concerns	93.0%
My child feels they can go to staff for help	94.0%
My child feels that school work is important	94.0%
My child feels safe at school	97.0%
Most of the time, my child is happy at school	97.0%
School staff values my child's culture and needs	97.0%
I am informed about my child's progress and grades	93.0%
Parents feel welcomed at school and are involved	96.0%
Teachers do well to help students who fall behind	91.0%
School staff communicates well with families	90.0%
School staff cares about my child	96.0%
School staff encourages my child to do their best	96.0%

AWARDS AND RECOGNITIONS

- American Heart Association Heart Hero Awards for 6 staff members
- Received CPR Hands-Only kits for campus and district use from Reliant Energy and The American Heart Association
- 21-Day Challenge Award
- CREST Counselor's Award
- Fuel Up to Play 60 Award
- Energy Star 2017 Certified Building

MORNINGSIDE ELEMENTARY SCHOOL

Home of the Mustangs
The Colony, Texas

Rita Bacque, Principal



Old Settlers Elementary School

Campus Profile

SCHOOL HOURS ONLINE

7:45 a.m. to 3 p.m. **GRADES** Kindergarten through 5th grade

lisd.net/oldsettlers | facebook.com/oldsettlerses | twitter.com/OldSettlersES

STUDENT INFORMATION

510 Students

98.7% Average daily attendance

STAFF INFORMATION

62.04 Total staff members

14.0 Average number of years teaching experience

9.9 Average number of years teaching in LISD schools

PROFESSIONAL LEARNING

Total number of hours the staff spent developing their job skills last year

3293

51.5

Average professional learning hours per Lewisville ISD staff member

254

OBSERVATION

Number of administrator visits to observe class instruction

127 Average number of classroom visits per administrator

Our commitment to students:

At Old Settlers Elementary, we are proud to be the start of a child's education as we prepare them for their journey to college and career readiness. The OSE staff is devoted to academic achievement while developing strong student/teacher relationships based on our OSE Core Values:

- S** – Spirit of Gratitude
- T** – Treasured Relationships
- A** – Academic Achievement
- R** – Respectful Communication
- S** – Supportive Community

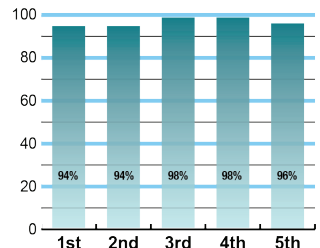
Our successes are a result of boundless positive energy, genuine dedication, and an amazing commitment toward teaching and learning from the Old Settlers students, staff, parents and community.

We acknowledge our responsibility to nurture and develop each individual child so they acquire the essential skills needed to solve real-world problems while working collaboratively in a rapidly changing and diverse world.

ACADEMIC PERFORMANCE

Istation by grade level

Lewisville ISD monitors students' reading progress through the Istation computer program. Teachers can quickly assess which students need help. This chart shows the percent of students reading on grade level or showing six months growth at the end of the school year.



CLUBS

Clubs provide opportunities for students to engage in learning of their choice beyond the classroom.

Some of ours include State Recognized Student Council, Giving Tree (Community Service Club), French Club, Newscasters, OSE Ambassadors, Choir, and Morning Greeters.

DIGITAL CITIZENSHIP

Renewed for next year. Earning the Common Sense School badge is a symbol of our school's dedication and commitment to helping students think critically and use technology responsibly to learn, create, and participate.



What do our parents think?

PROGRAMS

Our campus offers unique programs to help our students become better learners, leaders, and friends.

Some of our programs include SHINE Time, Star Stories, Destination Imagination, OSE Student of the Month, Walk for Diabetes, and Watch D.O.G.S.

ARTS AND ATHLETICS

100%

Participation in athletics or physical education

100%

Participation in fine arts such as music and art

In April 2022, parents were surveyed about the campus their child attends. Values represent the percentage of respondents who agree. Based on 148 responses.

Are satisfied overall	96.0%
I can reach out to staff to discuss my concerns	90.0%
My child feels they can go to staff for help	92.0%
My child feels that school work is important	89.0%
My child feels safe at school	96.0%
Most of the time, my child is happy at school	96.0%
School staff values my child's culture and needs	93.0%
I am informed about my child's progress and grades	90.0%
Parents feel welcomed at school and are involved	93.0%
Teachers do well to help students who fall behind	93.0%
School staff communicates well with families	89.0%
School staff cares about my child	95.0%
School staff encourages my child to do their best	96.0%

AWARDS AND RECOGNITIONS

- TEPSA Student Leadership Award 2017-2018
- ENERGY STAR certified school
- LISD Teacher of the Year from OSE 2013-14, 2014-15, 2016-17
- Destination Imagination Team - 3rd Place 2017
- Multiple LEF teacher and campus grant awards
- 2nd grade student advanced to the state PTA Reflections contest

OLD SETTLERS ELEMENTARY SCHOOL

Home of the Stars
Flower Mound, Texas

Dr. Kelly Hayunga, Principal



Parkway Elementary School

Campus Profile

SCHOOL HOURS ONLINE

7:45 a.m. to 3 p.m. **GRADES** Kindergarten through 5th grade

lisd.net/parkway | facebook.com/parkwayes | twitter.com/ParkwayES

STUDENT INFORMATION

589 Students

98.4% Average daily attendance

STAFF INFORMATION

66.39 Total staff members

11.7 Average number of years teaching experience

8.2 Average number of years teaching in LISD schools

PROFESSIONAL LEARNING

Total number of hours the staff spent developing their job skills last year

4085

51.7

Average professional learning hours per Lewisville ISD staff member

205

OBSERVATION

Number of administrator visits to observe class instruction

68 Average number of classroom visits per administrator

Our motto: The road to success begins at Parkway!

Parkway Elementary fosters academic excellence for all students through a multi-tiered system of support that provides meaningful learning, engaging experiences and relevant resources. For each student, we offer opportunities for research-based intervention and student enrichment. At Parkway, we utilize a systematic approach with a focus on data-driven decision making to ensure all students meet and exceed the expectations of a 21st-Century learner.

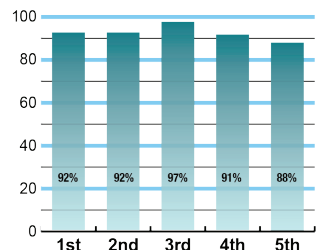
Our school creed: At Parkway, we dream big, believe in ourselves, and achieve great expectations! #parkwaypride



ACADEMIC PERFORMANCE

Istation by grade level

Lewisville ISD monitors students' reading progress through the Istation computer program. Teachers can quickly assess which students need help. This chart shows the percent of students reading on grade level or showing six months growth at the end of the school year.



CLUBS

Students engage in learning of their choice beyond the classroom through clubs. Ours include Technology Club, Lego Robotics Club, Leadership Club, Yoga Club, Circle of Friends, Math Club, Pep Rally Clubs, Sensory Items Creation Club, Music Listening Masters, Soccer Club, Crocheting Club, Reading Club, STEAM and MakerSpace.

DIGITAL CITIZENSHIP

Earning the Common Sense School badge is a symbol of our school's dedication and commitment to helping students think critically and use technology responsibly to learn, create, and participate.



What do our parents think?

In April 2022, parents were surveyed about the campus their child attends. Values represent the percentage of respondents who agree. Based on 111 responses.

Are satisfied overall	91.0%
I can reach out to staff to discuss my concerns	93.0%
My child feels they can go to staff for help	90.0%
My child feels that school work is important	94.0%
My child feels safe at school	94.0%
Most of the time, my child is happy at school	94.0%
School staff values my child's culture and needs	96.0%
I am informed about my child's progress and grades	89.0%
Parents feel welcomed at school and are involved	94.0%
Teachers do well to help students who fall behind	91.0%
School staff communicates well with families	90.0%
School staff cares about my child	97.0%
School staff encourages my child to do their best	95.0%

PROGRAMS

Our campus offers unique programs to help our students grow. Some of ours include Great Expectations, Panther Time, Multi-tier System of Support, Restorative Practices, Kindness Fill a Bucket Week, Red Ribbon Week, Panther Choir, 21-Day Challenge, Watch D.O.G.S., and Tutoring.

ARTS AND ATHLETICS

100%

Participation in athletics or physical education

100%

Participation in fine arts such as music and art

AWARDS AND RECOGNITIONS

- "Simply the Best" Award for Lewisville from Star Local Media
- Student 9-week Awards
- Teacher Spotlight Award
- Monthly Reading Goal Awards
- Perfect Attendance Awards
- Reader of the Month Awards
- GR 5 Thinking Caps Quiz Bowl Team, 2nd Place State of Texas, 5th Place Regional
- National PTA School of Excellence 2018-2020

PARKWAY ELEMENTARY SCHOOL

Home of the Panthers
Lewisville, Texas

Jill Asher, Principal



Peters Colony Elementary School

Campus Profile

SCHOOL HOURS ONLINE

7:45 a.m. to 3 p.m. **GRADES** Kindergarten through 5th grade

lisd.net/peterscolony | facebook.com/peterscolony | twitter.com/PetersColonyES

STUDENT INFORMATION

535	Students
98.3%	Average daily attendance

STAFF INFORMATION

70.71	Total staff members
14.7	Average number of years teaching experience
10.2	Average number of years teaching in LISD schools

PROFESSIONAL LEARNING

Total number of hours the staff spent developing their job skills last year

4194

55.2

Average professional learning hours per Lewisville ISD staff member

204

OBSERVATION

Number of administrator visits to observe class instruction

68 Average number of classroom visits per administrator

At Peters Colony Elementary:

We provide a real-world education that enables students to take their learning beyond the classroom. We believe this is accomplished through:

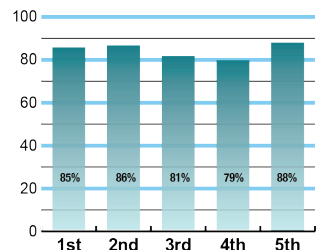
- Dual language programs in all grade levels teaching students academic and conversational English and Spanish
- Extracurricular activities that give students the opportunity to pursue their individual interests and student leadership possibilities
- Building relationships among school members, families, Communities in Schools and community mentors
- A diverse staff and student population
- Availability of multiple forms of technology for all students and staff



ACADEMIC PERFORMANCE

Istation by grade level

Lewisville ISD monitors students' reading progress through the Istation computer program. Teachers can quickly assess which students need help. This chart shows the percent of students reading on grade level or showing six months growth at the end of the school year.



CLUBS

Students engage in learning of their choice beyond the classroom through clubs. Ours include Chess Club, Ballet Club, Folklorico Club, Pep Squad, After School Choir, National Elementary Honor Society, Student Council, French Club, Junior Librarians, Running Club, Jump Rope Club, Book Club and Scrapbook Club.

DIGITAL CITIZENSHIP

Renewed for next year. Earning the Common Sense School badge is a symbol of our school's dedication and commitment to helping students think critically and use technology responsibly to learn, create, and participate.



What do our parents think?

In April 2022, parents were surveyed about the campus their child attends. Values represent the percentage of respondents who agree. Based on 82 responses.

Are satisfied overall	94.0%
I can reach out to staff to discuss my concerns	91.0%
My child feels they can go to staff for help	96.0%
My child feels that school work is important	97.0%
My child feels safe at school	97.0%
Most of the time, my child is happy at school	96.0%
School staff values my child's culture and needs	95.0%
I am informed about my child's progress and grades	88.0%
Parents feel welcomed at school and are involved	92.0%
Teachers do well to help students who fall behind	92.0%
School staff communicates well with families	91.0%
School staff cares about my child	97.0%
School staff encourages my child to do their best	99.0%

PROGRAMS

Our campus offers unique programs to help our students become better learners, leaders, and friends. Some of ours include Gifted and Talented, Restorative Practices, Extended School Day, full day Pre-K, Character Counts, Safe & Civil Schools, Communities in Schools, and Dual Language.

ARTS AND ATHLETICS

100%

Participation in athletics or physical education

100%

Participation in fine arts such as music and art

AWARDS AND RECOGNITIONS

- ENERGY STAR certified school
- Superior Rated Choir
- PTA Apple Award
- Counselor's CREST Award
- STUCO Honor Council
- Apple Distinguished School

PETERS COLONY ELEMENTARY SCHOOL

Home of the Panthers
The Colony, Texas

Rebecca Chirinos, Principal





Polser Elementary School

STEM Academy Campus Profile

SCHOOL HOURS ONLINE

7:45 a.m. to 3:25 p.m. **GRADES** Pre-K through 5th grade
lisd.net/polser | facebook.com/polseres | twitter.com/PolserES

STUDENT INFORMATION

462 Students
 98.0% Average daily attendance

STAFF INFORMATION

57.03 Total staff members
 11.0 Average number of years teaching experience
 7.5 Average number of years teaching in LISD schools

PROFESSIONAL LEARNING

Total number of hours the staff spent developing their job skills last year

3457

51.6

Average professional learning hours per Lewisville ISD staff member

315

OBSERVATION

Number of administrator visits to observe class instruction

158 Average number of classroom visits per administrator

At Polser Elementary, we strive:

- To create an engaging environment for all stakeholders
- To provide challenging, relevant 21st Century instruction that allows for student success and growth opportunities
- To celebrate our diversity and establish a kind, inclusive environment for all students
- To foster partnerships that build capacity in our students and deepen our connections with the community

In May 2019, Polser Elementary became a nationally certified campus for STEM Excellence in Texas.

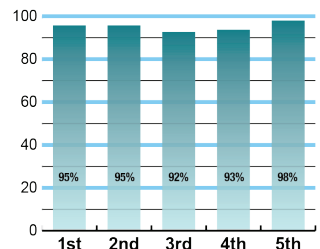
We believe students, staff and community design and implement a learning organization that provides engaging, innovative experiences every day.



ACADEMIC PERFORMANCE

Istation by grade level

Lewisville ISD monitors students' reading progress through the Istation computer program. Teachers can quickly assess which students need help. This chart shows the percent of students reading on grade level or showing six months growth at the end of the school year.



CLUBS

Students engage in learning of their choice beyond the classroom through clubs. Ours include LEGO Robotics, Circle of Friends, KidFit, Hogwarts Club, Beginning Coding, Crop, Paper Scissors, Make it, The Investigating Adventure, Boppin' BlueBots, Polser Players, Reading Rocks!, Around the World, and Soccer.

DIGITAL CITIZENSHIP

Renewed for next year. Earning the Common Sense School badge is a symbol of our school's dedication and commitment to helping students think critically and use technology responsibly to learn, create, and participate.



What do our parents think?

In April 2022, parents were surveyed about the campus their child attends. Values represent the percentage of respondents who agree. Based on 99 responses.

Are satisfied overall	94.0%
I can reach out to staff to discuss my concerns	96.0%
My child feels they can go to staff for help	96.0%
My child feels that school work is important	95.0%
My child feels safe at school	97.0%
Most of the time, my child is happy at school	96.0%
School staff values my child's culture and needs	94.0%
I am informed about my child's progress and grades	96.0%
Parents feel welcomed at school and are involved	94.0%
Teachers do well to help students who fall behind	94.0%
School staff communicates well with families	94.0%
School staff cares about my child	96.0%
School staff encourages my child to do their best	95.0%

PROGRAMS

Our campus offers unique programs to help our students grow. Some of these include Watch D.O.G.S., Kids with Character, Student Council, 4th and 5th Grade Choir, Kindness Week, College and Career Week, STEM Family Night, STEM Curriculum Writing, STEM Certification, and 2nd Grade Engineering Block.

ARTS AND ATHLETICS

100%

Participation in athletics or physical education

100%

Participation in fine arts such as music and art

AWARDS AND RECOGNITIONS

- STEM Academy in 2019-2020
- Castle Hills Teacher of the Month
- PTA Recognitions LEF Grants
- Spelling Bee Finalist
- CREST Counseling Award 2018-2019
- National STEM Certification
- STEM Certified Teachers
- Teacher of the Month
- Energy Star 2017 Certified Building

POLSER ELEMENTARY SCHOOL

Home of the Polar Bears
Carrollton, Texas

Lisa Phelps, Principal



Prairie Trail Elementary School

Campus Profile

SCHOOL HOURS ONLINE

7:45 a.m. to 3 p.m. **GRADES** Kindergarten through 5th grade

lisd.net/prairietrail | facebook.com/prairietrailes | twitter.com/PrairieTrailES

STUDENT INFORMATION

635	Students
98.8%	Average daily attendance

STAFF INFORMATION

60.94	Total staff members
12.6	Average number of years teaching experience
9.4	Average number of years teaching in LISD schools

PROFESSIONAL LEARNING

Total number of hours the staff spent developing their job skills last year

3618

53.2

Average professional learning hours per Lewisville ISD staff member

104

OBSERVATION

Number of administrator visits to observe class instruction

52 Average number of classroom visits per administrator

At Prairie Trail Elementary School, we will:

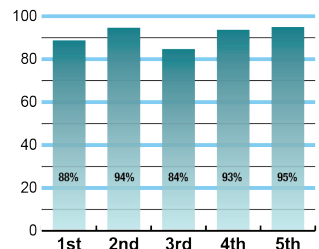
- Find the value in every child
- Allow for creative, joyful noise
- Be collaborative and willing to share ideas with all stakeholders
- Be innovative and have a growth mindset

We feel that elementary school is a time for exploration. Take a moment to imagine the elementary world: letters, numbers, stories, sharing, experimenting, games, collaborating, reading, problem solving, thinking, puzzles, role-play, reflecting, and the list goes on. Imagination and creativity are everywhere. Learning is accomplished by doing, touching, and experiencing. Each age group is different and unique, yet every child is always growing socially, emotionally, physically, and intellectually. When home, school, and community work together as a team, we can develop the "whole" child. Only through this teamwork will, "All of our students enjoy thriving, productive lives in a future *they* create."

ACADEMIC PERFORMANCE

Istation by grade level

Lewisville ISD monitors students' reading progress through the Istation computer program. Teachers can quickly assess which students need help. This chart shows the percent of students reading on grade level or showing six months growth at the end of the school year.



CLUBS

Clubs provide opportunities for students to engage in learning of their choice beyond the classroom.

Some of our clubs include STEM, Chorale and Pulse (Choir and Mallets), Safety Patrol, Circle of Friends, Green Team, Book Clubs, Helping Hands and Hallway Greeters.

DIGITAL CITIZENSHIP

Earning the Common Sense School badge is a symbol of our school's dedication and commitment to helping students think critically and use technology responsibly to learn, create, and participate.



What do our parents think?

PROGRAMS

Our campus offers unique programs to help our students grow. Ours include Spanish/English Dual Language (K-5), No Place for Hate, Good Morning Prairie Trail, What I Need Enrichment/Intervention During the Day (WIN), Gifted and Talented, Watch D.O.G.S., Author Visit, Thinkapalooza, 21-Day Health Challenge, and Veteran's Day Celebration.

ARTS AND ATHLETICS

100%

Participation in athletics or physical education

100%

Participation in fine arts such as music and art

In April 2022, parents were surveyed about the campus their child attends. Values represent the percentage of respondents who agree. Based on 218 responses.

Are satisfied overall	94.0%
I can reach out to staff to discuss my concerns	93.0%
My child feels they can go to staff for help	94.0%
My child feels that school work is important	91.0%
My child feels safe at school	99.0%
Most of the time, my child is happy at school	96.0%
School staff values my child's culture and needs	95.0%
I am informed about my child's progress and grades	92.0%
Parents feel welcomed at school and are involved	96.0%
Teachers do well to help students who fall behind	88.0%
School staff communicates well with families	91.0%
School staff cares about my child	96.0%
School staff encourages my child to do their best	95.0%

AWARDS AND RECOGNITIONS

- Chamber of Commerce School and Teacher of the Month
- Spotlight Campus in the "No Place for Hate" Regional Guide
- Top Participant in district 21-Day Challenge, 3 years
- PTA Golden Apple Award for 100 percent staff membership
- PTA "Men Are Really Super" (MARS) Award
- ENERGY STAR certified school

PRAIRIE TRAIL ELEMENTARY SCHOOL

Home of the Texans
Flower Mound, Texas

Wendi Vaughn, Principal



Rockbrook Elementary School

Campus Profile

SCHOOL HOURS ONLINE

7:45 a.m. to 3 p.m. **GRADES** Pre-K through 5th grade

lisd.net/rockbrook | facebook.com/rockbrookes | twitter.com/RockbrookES

STUDENT INFORMATION

650 Students

97.4% Average daily attendance

STAFF INFORMATION

75.85 Total staff members

9.1 Average number of years teaching experience

5.1 Average number of years teaching in LISD schools

PROFESSIONAL LEARNING

Total number of hours the staff spent developing their job skills last year

3518

40.9

Average professional learning hours per Lewisville ISD staff member

193

OBSERVATION

Number of administrator visits to observe class instruction

48 Average number of classroom visits per administrator

At Rockbrook Elementary:

We succeed with no limits because we believe in our students and value learning.

Every Rockbrook Bear is uniquely capable and deserves to be challenged each day. We provide every student the opportunity to be educated in a way that prepares them for college, careers and life. We believe that meaningful and positive relationships are the foundation of student success.

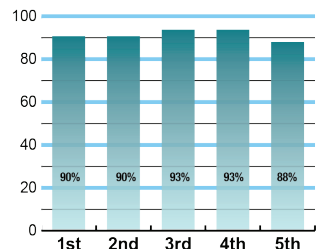
Our students engage in quality instruction that fosters high expectations and honors diversity. We believe in our students' ability to be bold leaders and face challenges with determination and resilience. We are passionate about our students' success and welfare. We work with the families and community to increase connectedness and collaboration for the betterment of our students.



ACADEMIC PERFORMANCE

Istation by grade level

Lewisville ISD monitors students' reading progress through the Istation computer program. Teachers can quickly assess which students need help. This chart shows the percent of students reading on grade level or showing six months growth at the end of the school year.



CLUBS

Clubs provide opportunities for students to engage in learning of their choice beyond the classroom.

Some of our clubs include After school IMPACT Club.

DIGITAL CITIZENSHIP

Earning the Common Sense School badge is a symbol of our school's dedication and commitment to helping students think critically and use technology responsibly to learn, create, and participate.



PROGRAMS

Our campus offers unique programs to help our students become better learners, leaders, and friends. Ours include partnerships with Vista Ridge United Methodist Church, Denton County Links, Concerned Citizens and African American Parents.

ARTS AND ATHLETICS

100%

Participation in athletics or physical education

100%

Participation in fine arts such as music and art



What do our parents think?

In April 2022, parents were surveyed about the campus their child attends. Values represent the percentage of respondents who agree. Based on 62 responses.

Are satisfied overall	89.0%
I can reach out to staff to discuss my concerns	90.0%
My child feels they can go to staff for help	87.0%
My child feels that school work is important	89.0%
My child feels safe at school	90.0%
Most of the time, my child is happy at school	89.0%
School staff values my child's culture and needs	92.0%
I am informed about my child's progress and grades	85.0%
Parents feel welcomed at school and are involved	92.0%
Teachers do well to help students who fall behind	87.0%
School staff communicates well with families	77.0%
School staff cares about my child	90.0%
School staff encourages my child to do their best	93.0%

AWARDS AND RECOGNITIONS

- Common Sense Media School
- CREST Counseling Award

ROCKBROOK ELEMENTARY SCHOOL

Home of the Bears
Lewisville, Texas

Patrick Guy, Principal



Southridge Elementary School

Campus Profile

SCHOOL HOURS ONLINE

7:45 a.m. to 3 p.m. **GRADES** Kindergarten through 5th grade

lisd.net/southridge | facebook.com/southridgees | twitter.com/SouthridgeES

STUDENT INFORMATION

562 Students

97.1% Average daily attendance

STAFF INFORMATION

66.22 Total staff members

7.2 Average number of years teaching experience

5.2 Average number of years teaching in LISD schools

PROFESSIONAL LEARNING

Total number of hours the staff spent developing their job skills last year

3734

49.1

Average professional learning hours per Lewisville ISD staff member

124

OBSERVATION

Number of administrator visits to observe class instruction

41 Average number of classroom visits per administrator

Our mission

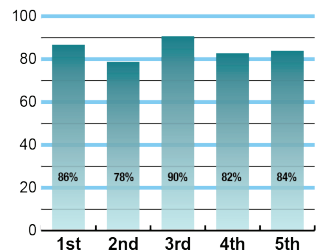
At Southridge Elementary, our scholars are engaged in meaningful, relevant, and diverse learning experiences every day. We encourage student voice and empower Southridge scholars to be global citizens who are uniquely capable of transforming their community as productive problem-solvers and life-long learners.



ACADEMIC PERFORMANCE

Istation by grade level

Lewisville ISD monitors students' reading progress through the Istation computer program. Teachers can quickly assess which students need help. This chart shows the percent of students reading on grade level or showing six months growth at the end of the school year.



CLUBS

Students engage in learning of their choice beyond the classroom through clubs. Ours include Chess Club, Sharps Choir, Circle of Friends, Book Club, Science Club, Rise Up! Girls, Magic Club, Recycling Club, Garden Club, STEM Club, and Running Club.

DIGITAL CITIZENSHIP

Earning the Common Sense School badge is a symbol of our school's dedication and commitment to helping students think critically and use technology responsibly to learn, create, and participate.



PROGRAMS

Our campus offers unique programs to help our students grow. Some of our programs include Dual Language, Safe and Civil Schools, Restorative Practices, Character Counts, Dragon Readers, VCC Readers, and Reading Buddies.

ARTS AND ATHLETICS

100%

Participation in athletics or physical education

100%

Participation in fine arts such as music and art



What do our parents think?

In April 2022, parents were surveyed about the campus their child attends. Values represent the percentage of respondents who agree. Based on 76 responses.

Are satisfied overall	96.0%
I can reach out to staff to discuss my concerns	93.0%
My child feels they can go to staff for help	93.0%
My child feels that school work is important	97.0%
My child feels safe at school	95.0%
Most of the time, my child is happy at school	95.0%
School staff values my child's culture and needs	91.0%
I am informed about my child's progress and grades	89.0%
Parents feel welcomed at school and are involved	97.0%
Teachers do well to help students who fall behind	91.0%
School staff communicates well with families	92.0%
School staff cares about my child	95.0%
School staff encourages my child to do their best	99.0%


AWARDS AND RECOGNITIONS

- National PTA School of Excellence 2020-2022 and 2021-2023
- No Excuses University Campus
- Common Sense Media Campus
- Kindness Certified School 2021

SOUTHRIDGE ELEMENTARY SCHOOL

Home of the Rockets
Lewisville, Texas

Wyvonna Ulman, Principal



Timber Creek Elementary School

Campus Profile

SCHOOL HOURS ONLINE

7:45 a.m. to 3 p.m. **GRADES** Pre-K through 5th grade

lisd.net/timbercreek | facebook.com/timbercreekes | twitter.com/TimbercreekES

STUDENT INFORMATION

459	Students
98.6%	Average daily attendance

STAFF INFORMATION

52.18	Total staff members
11.8	Average number of years teaching experience
8.3	Average number of years teaching in LISD schools

PROFESSIONAL LEARNING

Total number of hours the staff spent developing their job skills last year

3323

56.3

Average professional learning hours per Lewisville ISD staff member

258

OBSERVATION

Number of administrator visits to observe class instruction

129 Average number of classroom visits per administrator

At Timber Creek Elementary, we believe:

- Every child can be a leader
- A growth mindset is necessary to embrace learning as a lifestyle
- No child is too young to take their first action steps in visualizing and creating their future

As a Leader in Me School, we promote student leadership and celebrate the rich diversity of our community. We are committed to excellence in providing a safe, risk-free, engaging learning environment that teaches the whole child.

We recognize the importance of nurturing students' academic growth as well as supporting their social emotional health. We are devoted to helping every student discover and develop their individual strengths and talents. We encourage goal setting at an early age and celebrate progress along the way throughout each child's educational journey.

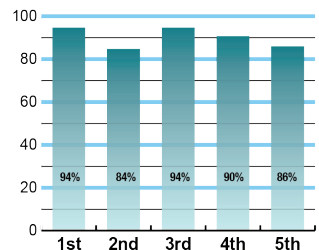
We cultivate a balance of tradition and innovation that ensures our learners are actively engaged in meaningful and relevant work that prepares them for success in the 21st century. We are committed to preparing ALL students to enjoy thriving, productive lives in a future they create.

At Timber Creek, we Build Leaders Today to Change Tomorrow.

ACADEMIC PERFORMANCE

Istation by grade level

Lewisville ISD monitors students' reading progress through the Istation computer program. Teachers can quickly assess which students need help. This chart shows the percent of students reading on grade level or showing six months growth at the end of the school year.



CLUBS

Students engage in learning of their choice beyond the classroom through clubs. Some of our clubs include Student Lighthouse Team, Student Council, Morning Mile, Safety Patrol and Tiger Choir.

DIGITAL CITIZENSHIP

Earning the Common Sense School badge is a symbol of our school's dedication and commitment to helping students think critically and use technology responsibly to learn, create, and participate.



PROGRAMS

Our campus offers unique programs to help our students grow. Ours include The Leader in Me, Aligning Academics, Empowering Instruction, Equity in Education, Student Leadership Roles, Student Recognition Program, Watch D.O.G.S., Tiger News Network, College & Career Readiness Week, Adopt-An-Athlete and Vision Night.

ARTS AND ATHLETICS

100%

Participation in athletics or physical education

100%

Participation in fine arts such as music and art



What do our parents think?

In April 2022, parents were surveyed about the campus their child attends. Values represent the percentage of respondents who agree. Based on 117 responses.

Are satisfied overall	97.0%
I can reach out to staff to discuss my concerns	94.0%
My child feels they can go to staff for help	96.0%
My child feels that school work is important	97.0%
My child feels safe at school	96.0%
Most of the time, my child is happy at school	95.0%
School staff values my child's culture and needs	97.0%
I am informed about my child's progress and grades	97.0%
Parents feel welcomed at school and are involved	95.0%
Teachers do well to help students who fall behind	95.0%
School staff communicates well with families	97.0%
School staff cares about my child	97.0%
School staff encourages my child to do their best	97.0%

AWARDS AND RECOGNITIONS

- National PTA School of Excellence 2020-2022
- Leader in Me School
- ENERGY STAR certified school
- PTA Golden Apple Award
- PTA Head Start Award
- Healthy Zone School alumni
- Destination Imagination Team 3rd place at regional competition
- Former TCE students receive TAFE National Award for video on 7 Habits
- Fuel Up to Play 60 Recognition (FUTP60)
- TX PTA Be the Voice Advocacy Award
- 2021-2023 National PTA School of Excellence
- President's Challenge Award
- Silver Voice for Every Child Award

TIMBER CREEK ELEMENTARY SCHOOL

Home of the Tigers
Flower Mound, Texas

Amy Middleton, Principal



Tom Hicks Elementary School

Campus Profile

SCHOOL HOURS ONLINE

7:45 a.m. to 3 p.m. **GRADES** Kindergarten through 5th grade

lisd.net/hicks | facebook.com/hickselementary | twitter.com/HicksElementary

STUDENT INFORMATION

594	Students
98.6%	Average daily attendance

STAFF INFORMATION

57.99	Total staff members
11.6	Average number of years teaching experience
8.6	Average number of years teaching in LISD schools

PROFESSIONAL LEARNING

Total number of hours the staff spent developing their job skills last year

3272

Average professional learning hours per Lewisville ISD staff member

50.3

91

OBSERVATION

Number of administrator visits to observe class instruction

46 Average number of classroom visits per administrator

At Hicks Elementary:

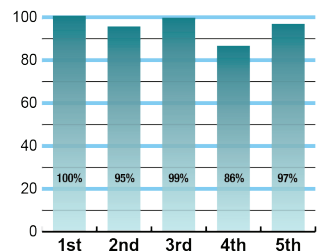
- We have purposefully designed a 21st-century learning organization that teaches students to think globally in the digital age
- We aspire to authentically engage every student every day to create and learn
- We understand that today's students must be challenged through the use of technology to think, plan, create and collaborate
- We embrace and implement cutting edge brain-based research practices such as Spanish Immersion and the Action Based Learning Lab
- We continue our growth as we design a school that will enable our students to thrive in a future they create
- We believe that education is a foundation of the home and community as well as the school

The future of our students, our community, and even our country depends on our success. Together, we will find every child's hidden talents and enable every student to be the best scholar, artist and person they can be. At Hicks Elementary, "Our Future Starts Here."

ACADEMIC PERFORMANCE

Istation by grade level

Lewisville ISD monitors students' reading progress through the Istation computer program. Teachers can quickly assess which students need help. This chart shows the percent of students reading on grade level or showing six months growth at the end of the school year.



CLUBS

Students engage in learning of their choice beyond the classroom through clubs. Ours include Choir, Art Club, Coding Club, Circle of Friends, Student Council, Destination Imagination, Encore Kids, Robotics, Spanish Immersion Camp, THTV Journalists, Young Rembrandts, and Ukelele Club.

DIGITAL CITIZENSHIP

Renewed for next year. Earning the Common Sense School badge is a symbol of our school's dedication and commitment to helping students think critically and use technology responsibly to learn, create, and participate.



What do our parents think?

PROGRAMS

Our campus offers unique programs to help our students grow. Some of our programs include Spanish Immersion, Action Based Learning Lab, Campus Project Based Learning Activities, Academic Medal Plan, ePortfolio Assessment Panels, Exceptional Reader, and Pup Camp.

ARTS AND ATHLETICS

100%

Participation in athletics or physical education

100%

Participation in fine arts such as music and art

In April 2022, parents were surveyed about the campus their child attends. Values represent the percentage of respondents who agree. Based on 201 responses.

Are satisfied overall	91.0%
I can reach out to staff to discuss my concerns	90.0%
My child feels they can go to staff for help	91.0%
My child feels that school work is important	91.0%
My child feels safe at school	97.0%
Most of the time, my child is happy at school	94.0%
School staff values my child's culture and needs	91.0%
I am informed about my child's progress and grades	91.0%
Parents feel welcomed at school and are involved	92.0%
Teachers do well to help students who fall behind	87.0%
School staff communicates well with families	87.0%
School staff cares about my child	95.0%
School staff encourages my child to do their best	96.0%

AWARDS AND RECOGNITIONS

- LISD Board Strategic Design Workshop Presenter
- One of two Spanish Immersion Programs in LISD
- Top 10% in the nation in faculty morale (Gallup Engagement Survey)
- Top 20% among all educational institutions in educating all students, teacher efficacy, school leadership, school climate, and school resources (Panorama Education Survey)

TOM HICKS ELEMENTARY SCHOOL

Home of the Timberwolves
Frisco, Texas

Tracy Rehffuss, Principal





Valley Ridge Elementary School

STEM Academy Campus Profile

SCHOOL HOURS ONLINE

7:45 a.m. to 3:25 p.m. **GRADES** Pre-K through 5th grade

lisd.net/valleyridge | facebook.com/valleyridgees | twitter.com/ValleyRidgeES

STUDENT INFORMATION

553 Students
98.6% Average daily attendance

STAFF INFORMATION

57.76 Total staff members
13.2 Average number of years teaching experience
10.1 Average number of years teaching in LISD schools

PROFESSIONAL LEARNING

Total number of hours the staff spent developing their job skills last year

3281

49.7

Average professional learning hours per Lewisville ISD staff member

255

OBSERVATION

Number of administrator visits to observe class instruction

128 Average number of classroom visits per administrator

Our Mission at Valley Ridge Elementary

Our mission is to provide a safe, fun and nurturing foundation, and plant the seeds of lifelong learning to develop and empower the next generation of leaders.

Our Core Beliefs:

- We create and provide a safe and loving environment
- Each individual who enters our school doors feels recognized and valued
- School is a happy place where we have fun together
- Risk-taking is a vital part of the learning process

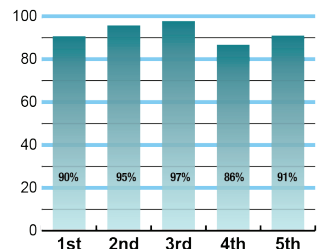
Our motto, planting seeds now for future growth, summarizes our mission and beliefs. Every student has strengths and potential to be a leader in their learning and life. Through teaching students to first be leaders of themselves so that they can then inspire leadership in others around them, we create an environment where students discover their own strengths and leadership potential.



ACADEMIC PERFORMANCE

Istation by grade level

Lewisville ISD monitors students' reading progress through the Istation computer program. Teachers can quickly assess which students need help. This chart shows the percent of students reading on grade level or showing six months growth at the end of the school year.



CLUBS

Students learn beyond the classroom through clubs. Ours include Legends Choir, Jammin' Jags Choir, STEM Bins, Board Games, Cardboard Creations, Soccer, Creative Cats, Lego Challenge, Storytime Creations, Circle of Friends, Yearbook, Student Council, Funning with Functional Fitness, Acts of Random Kindness, Coding, Checkers, and Creative Collaboration.

DIGITAL CITIZENSHIP

Earning the Common Sense School badge is a symbol of our school's dedication and commitment to helping students think critically and use technology responsibly to learn, create, and participate.



What do our parents think?

In April 2022, parents were surveyed about the campus their child attends. Values represent the percentage of respondents who agree. Based on 159 responses.

Are satisfied overall	96.0%
I can reach out to staff to discuss my concerns	94.0%
My child feels they can go to staff for help	95.0%
My child feels that school work is important	92.0%
My child feels safe at school	98.0%
Most of the time, my child is happy at school	99.0%
School staff values my child's culture and needs	96.0%
I am informed about my child's progress and grades	93.0%
Parents feel welcomed at school and are involved	95.0%
Teachers do well to help students who fall behind	93.0%
School staff communicates well with families	92.0%
School staff cares about my child	99.0%
School staff encourages my child to do their best	99.0%

PROGRAMS

Our unique programs help our students grow. These include STEM Academy (K-3), The Leader in Me, Discovery Academy full-day tuition Pre-K, School-wide Leadership Roles, Leader Buddies, STEM/Computer Science Specials, Daily Class Habit Huddles, Watch D.O.G.S., and Boys2Men Mentoring.

ARTS AND ATHLETICS

100%

Participation in athletics or physical education

100%

Participation in fine arts such as music and art

AWARDS AND RECOGNITIONS

- Common Sense Digital Learning and Citizenship School Award
- CREST Counseling Excellence Award
- NISE Nationally Certified STEM school
- The Leader in Me certified school and Symposium Site Visit
- ENERGY STAR certified school

VALLEY RIDGE ELEMENTARY SCHOOL

Home of the Jaguars
Lewisville, Texas

Lindsey Girlinghouse, Principal



Marjory Vickery Elementary School

Campus Profile

SCHOOL HOURS ONLINE

7:45 a.m. to 3 p.m. **GRADES** Kindergarten through 5th grade
lisd.net/vickery | facebook.com/vickeryes | twitter.com/VickeryES

STUDENT INFORMATION

629 Students
 98.6% Average daily attendance

STAFF INFORMATION

69.55 Total staff members
 12.4 Average number of years teaching experience
 8.5 Average number of years teaching in LISD schools

PROFESSIONAL LEARNING

Total number of hours the staff spent developing their job skills last year

4487

57.5
 Average professional learning hours per Lewisville ISD staff member

487

OBSERVATION

Number of administrator visits to observe class instruction

162 Average number of classroom visits per administrator

At Vickery Elementary, we believe that:

- Education must address cognitive, physical, cultural, social and emotional needs of students
- All students are capable of learning
- Education is a lifelong process

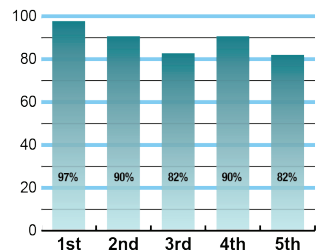
Vickery Elementary, in partnership with home and community, will promote a safe, positive, and nurturing environment that is focused on providing a journey leading to academic excellence and success in an ever-changing world. All individuals will be encouraged to take risks and embrace diversity, while developing integrity and school pride.



ACADEMIC PERFORMANCE

Istation by grade level

Lewisville ISD monitors students' reading progress through the Istation computer program. Teachers can quickly assess which students need help. This chart shows the percent of students reading on grade level or showing six months growth at the end of the school year.



CLUBS

Students engage in learning of their choice beyond the classroom through clubs.

Some of our clubs include Safety Patrol, Fishing, Running, Gardening, and Student Council.

DIGITAL CITIZENSHIP

Earning the Common Sense School badge is a symbol of our school's dedication and commitment to helping students think critically and use technology responsibly to learn, create, and participate.



PROGRAMS

Our campus offers unique programs to help our students become better learners, leaders, and friends.

Some of our programs include Dual Language, a House system, and Restorative Practices.

ARTS AND ATHLETICS

100%

Participation in athletics or physical education

100%

Participation in fine arts such as music and art



What do our parents think?

In April 2022, parents were surveyed about the campus their child attends. Values represent the percentage of respondents who agree. Based on 106 responses.

Are satisfied overall	100.0%
I can reach out to staff to discuss my concerns	99.0%
My child feels they can go to staff for help	94.0%
My child feels that school work is important	98.0%
My child feels safe at school	98.0%
Most of the time, my child is happy at school	97.0%
School staff values my child's culture and needs	99.0%
I am informed about my child's progress and grades	93.0%
Parents feel welcomed at school and are involved	100.0%
Teachers do well to help students who fall behind	94.0%
School staff communicates well with families	92.0%
School staff cares about my child	98.0%
School staff encourages my child to do their best	98.0%

AWARDS AND RECOGNITIONS

- Common Sense Certified School
- CREST Counseling Excellence
- LEF Grants

VICKERY ELEMENTARY SCHOOL

Home of the Voyagers
Flower Mound, Texas

Adam Gray, Principal



Wellington Elementary School

Campus Profile

SCHOOL HOURS ONLINE

7:45 a.m. to 3 p.m. **GRADES** Kindergarten through 5th grade

lisd.net/wellington | facebook.com/wellingtones | twitter.com/wellington_elem

STUDENT INFORMATION

752 Students

99.0% Average daily attendance

STAFF INFORMATION

66.13 Total staff members

15.9 Average number of years teaching experience

10.8 Average number of years teaching in LISD schools

PROFESSIONAL LEARNING

Total number of hours the staff spent developing their job skills last year

3743



Average professional learning hours per Lewisville ISD staff member

446

OBSERVATION

Number of administrator visits to observe class instruction

149 Average number of classroom visits per administrator

At Wellington Elementary, we pursue:

- Perseverance
- Partnership
- Potential

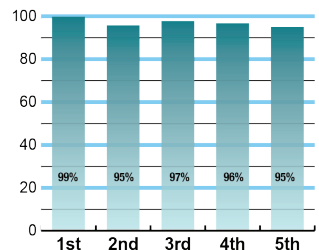
Wellington Elementary, in partnership with home and community, will promote a safe, positive, and nurturing environment that is dedicated to meeting the needs of all students. We are passionate about developing the potential of each child by using a curriculum that is aligned with state standards, designed to develop higher-level thinking skills, and create a desire for lifelong learning. Our students have a growth mindset, which allows them to persevere and accomplish their goals and become 21st-Century Learners.



ACADEMIC PERFORMANCE

Istation by grade level

Lewisville ISD monitors students' reading progress through the Istation computer program. Teachers can quickly assess which students need help. This chart shows the percent of students reading on grade level or showing six months growth at the end of the school year.



CLUBS

Students engage in learning of their choice beyond the classroom through clubs. Ours include Kindness Ambassadors, Student Council, Jump Rope Club, Young Rembrandts, A Lil' Bit of Broadway, Wize Academy Coding, Lego Love Club, Architecture Club, and Honor Choir.

DIGITAL CITIZENSHIP

Earning the Common Sense School badge is a symbol of our school's dedication and commitment to helping students think critically and use technology responsibly to learn, create, and participate.



What do our parents think?

PROGRAMS

Our campus offers unique programs to help our students become better learners, leaders, and friends. Some of ours include Spanish Immersion Program, PAW Pals, Gifted and Talented, WatchDogs, Language Science (MTA), Student Council, Athletes for Literacy, ESL, Special Education, and Extended School Day.

ARTS AND ATHLETICS

100%

Participation in athletics or physical education

100%

Participation in fine arts such as music and art

In April 2022, parents were surveyed about the campus their child attends. Values represent the percentage of respondents who agree. Based on 270 responses.

Are satisfied overall	96.0%
I can reach out to staff to discuss my concerns	95.0%
My child feels they can go to staff for help	95.0%
My child feels that school work is important	94.0%
My child feels safe at school	100.0%
Most of the time, my child is happy at school	96.0%
School staff values my child's culture and needs	96.0%
I am informed about my child's progress and grades	91.0%
Parents feel welcomed at school and are involved	96.0%
Teachers do well to help students who fall behind	94.0%
School staff communicates well with families	96.0%
School staff cares about my child	97.0%
School staff encourages my child to do their best	98.0%

AWARDS AND RECOGNITIONS

- Common Sense Media Award for 2019-2021
- Best of Denton County: Best Public Elementary School 2014, 2015, 2016, 2018, 2020 and 2021
- Best of Denton County: Best Kindergarten 2016 and 2017
- Best of Denton County: Best Public School Teacher: 2017, 2018, 2020 and 2021
- Robotics Team placed 6th in Area 11 TCEA 2018
- District Teacher of the Year 2017-2018
- District Teacher of the Year finalists 2018, 2020 and 2022
- LEF Award: Technology, STEM and Think Lab awards
- Flower Mound Chamber of Commerce School of the Month 2018, 2019, 2020 and 2021
- CREST Award for 2018, 2019, 2020 and 2021

WELLINGTON ELEMENTARY SCHOOL

Home of the Wildcats
Flower Mound, Texas

Tami Braun, Principal





Arbor Creek Middle School

Campus Profile

SCHOOL HOURS ONLINE

8:55 a.m. to 4:10 p.m. **GRADES** 6th through 8th grade

lisd.net/arborcreek | facebook.com/ArborCreekMiddleSchool | twitter.com/ArborCreekMS

STUDENT INFORMATION

867	Students
98.9%	Average daily attendance

STAFF INFORMATION

69.88	Total staff members
14.5	Average number of years teaching experience
10.1	Average number of years teaching in LISD schools

PROFESSIONAL LEARNING

Total number of hours the staff spent developing their job skills last year

3756



Average professional learning hours per Lewisville ISD staff member

214

OBSERVATION

Number of administrator visits to observe class instruction

71 Average number of classroom visits per administrator

At Arbor Creek Middle School, we believe:

- All students can learn and are capable of high individualized achievement
- All students should learn in a safe, positive and supportive environment where diversity and individuality are respected and appreciated
- All students must be taught and encouraged to collaborate, think critically, apply knowledge, problem solve, communicate effectively and use technology as a tool for learning

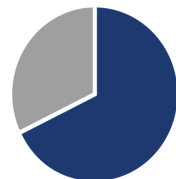
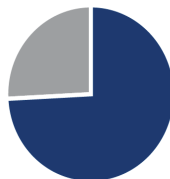
The Arbor Creek Middle School community will work together with trust and mutual respect to ensure academic success and responsible student involvement in our school, families and society. We will prepare our students to be innovative global thinkers, because at Arbor Creek, our students will enjoy thriving, productive lives in the future *they* create.



ACADEMIC PERFORMANCE

PSAT SCORES AND ADVANCED COURSES

Percent of students whose PSAT test scores indicate they are college and career ready. Percent of student population who are enrolled in at least one advanced course.



CLUBS

Clubs provide opportunities for students to learn beyond the classroom. Some of our clubs include National Junior Honor Society, Student Council, Circle of Friends, Arbor Creek Environmental Club, Fellowship of Christian Athletes, Archery Club, Library Book Club, Chess Club, and Makers Space.

DIGITAL CITIZENSHIP

Renewed for next year. Earning the Common Sense School badge is a symbol of our school's dedication and commitment to helping students think critically and use technology responsibly to learn, create, and participate.



What do our parents think?

In April 2022, parents were surveyed about the campus their child attends. Values represent the percentage of respondents who agree. Based on 173 responses.

Are satisfied overall	90.0%
I can reach out to staff to discuss my concerns	91.0%
My child feels they can go to staff for help	85.0%
My child feels that school work is important	84.0%
My child feels safe at school	92.0%
Most of the time, my child is happy at school	92.0%
School staff values my child's culture and needs	84.0%
I am informed about my child's progress and grades	92.0%
Parents feel welcomed at school and are involved	94.0%
Teachers do well to help students who fall behind	87.0%
School staff communicates well with families	92.0%
School staff cares about my child	94.0%
School staff encourages my child to do their best	90.0%

PROGRAMS

Our unique programs help our students become better learners, leaders, and friends. Some of these include Gifted and Talented, Special Education, English as a Second Language, Upper Levels of Spanish, Red Ribbon Week, Archery and Robotics.

ARTS AND ATHLETICS

100%

Participation in athletics or physical education

78%

Participation in fine arts such as music and art

AWARDS AND RECOGNITIONS

- Back-to-back State Archery Championships
- Band, Orchestra and Choir UIL Sweepstake awards (1st division superior ratings)
- ENERGY STAR Certified School
- Honors Band performance at Midwest Clinic in Chicago
- Bel Canto Choir performance at TMEA in San Antonio
- Numerous boys and girls athletic District Championships
- Superior art ratings at annual junior VASE
- Texas School Counselor Association CREST Award Winner
- WEB Program (Where Everyone Belongs)

ARBOR CREEK MIDDLE SCHOOL

Home of the Eagles
Carrollton, Texas

Amy Obenhaus, Principal



Briarhill Middle School

Campus Profile

SCHOOL HOURS ONLINE

8:55 a.m. to 4:10 p.m. **GRADES** 6th through 8th grade

lisd.net/briarhill | facebook.com/briarhillms | twitter.com/BMSBulldogs

STUDENT INFORMATION

823	Students
98.9%	Average daily attendance

STAFF INFORMATION

71.76	Total staff members
13.7	Average number of years teaching experience
10.6	Average number of years teaching in LISD schools

PROFESSIONAL LEARNING

Total number of hours the staff spent developing their job skills last year

4044

Average professional learning hours per Lewisville ISD staff member

50.6

321

OBSERVATION

Number of administrator visits to observe class instruction

107 Average number of classroom visits per administrator

At Briarhill Middle School, we believe:

- All students can be productive and informed citizens
- Students should be provided with challenging, real-world learning experiences
- Opportunities for risk-taking are a vital part of the learning process

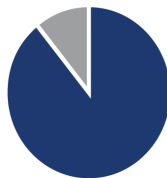
Our mission is to teach students to become informed, engaged citizens, and curious lifelong learners. All students have opportunities to engage in challenging, real-world learning experiences through field trips, hands on experiences and guest speakers from within our community. We are dedicated to providing a safe environment in which our students are inspired to reach their full potential and create a positive legacy for the future.



ACADEMIC PERFORMANCE

PSAT SCORES AND ADVANCED COURSES

Percent of students whose PSAT test scores indicate they are college and career ready. Percent of student population who are enrolled in at least one advanced course.

PSAT Reading **86.6%**PSAT Math **52.7%**Pre AP/AP enrolled **72%**

CLUBS

Clubs allow students to learn beyond the classroom. Some of our clubs include Chess Club, Craft Club, BeYoutiful Clud, Kindness Club, Fellowship of Christian Athletes, Trebellas, Acafellas, STEAM Club, Circle of Friends, Photography Club, Bulldog Blast, Art Club, NJHS, and Student Council.

DIGITAL CITIZENSHIP

Renewed for next year. Earning the Common Sense School badge is a symbol of our school's dedication and commitment to helping students think critically and use technology responsibly to learn, create, and participate.



PROGRAMS

Our campus offers unique programs to help our students grow. Some of these include Lunch and Learns, Samsung Solve for Tomorrow, World Tour, Lonestar Challenge, Cultural Festivals, Career Day, Red Ribbon Week, Archery, and Robotics.

ARTS AND ATHLETICS

99%
Participation in athletics or physical education

79%
Participation in fine arts such as music and art



What do our parents think?

In April 2022, parents were surveyed about the campus their child attends. Values represent the percentage of respondents who agree. Based on 229 responses.

Are satisfied overall	94.0%
I can reach out to staff to discuss my concerns	89.0%
My child feels they can go to staff for help	90.0%
My child feels that school work is important	84.0%
My child feels safe at school	95.0%
Most of the time, my child is happy at school	88.0%
School staff values my child's culture and needs	91.0%
I am informed about my child's progress and grades	92.0%
Parents feel welcomed at school and are involved	97.0%
Teachers do well to help students who fall behind	89.0%
School staff communicates well with families	96.0%
School staff cares about my child	96.0%
School staff encourages my child to do their best	94.0%

AWARDS AND RECOGNITIONS

- HEB Teacher of the Year
- TCEA Library Media Specialist of the year
- Samsung Grant Recipient State Winner
- ENERGY STAR certified school
- District and Regional Winner Teacher of the Year
- FM Chamber Students of the Month
- Hosted ISS Downlink with special guests from NASA, local and state dignitaries including the Texas governor
- LISD Assistant Principal of the Year
- Multiple district and LEF grant winners
- Award winning PTA

BRIARHILL MIDDLE SCHOOL

Home of the Bulldogs
Flower Mound, Texas

Leslie Davenport, Principal





Creek Valley Middle School

STEM Campus Profile

SCHOOL HOURS ONLINE

8:55 a.m. to 4:10 p.m. **GRADES** 6th through 8th grade

lisd.net/creekvalley | facebook.com/creekvalley | twitter.com/CreekValleyMS

STUDENT INFORMATION

640	Students
98.8%	Average daily attendance

STAFF INFORMATION

64.8	Total staff members
9.7	Average number of years teaching experience
7.5	Average number of years teaching in LISD schools

PROFESSIONAL LEARNING

Total number of hours the staff spent developing their job skills last year

3398

47.2

Average professional learning hours per Lewisville ISD staff member

252

OBSERVATION

Number of administrator visits to observe class instruction

84 Average number of classroom visits per administrator

The Creek Valley Middle School Culture

At Creek Valley Middle School STEM Academy, we maintain a culture that is safe, supportive, and inclusive for our entire community.

We are committed to:

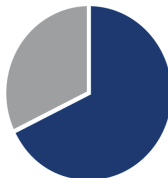
- Using restorative practices to build meaningful relationships
- Cultivating a community of acceptance and unity through transparent communication
- Providing innovative differentiation to meet the needs of all students
- Consistently following all school policies and expectations
- Being receptive to challenges and viewing them as growth opportunities
- Engaging students through the use of diverse instructional strategies
- Purposefully collaborating to support the needs of all stakeholders
- Modeling and spreading positivity and kindness in all we do

LISD STEM ACADEMY
@CREEK VALLEY

ACADEMIC PERFORMANCE

PSAT SCORES AND ADVANCED COURSES

Percent of students whose PSAT test scores indicate they are college and career ready. Percent of student population who are enrolled in at least one advanced course.



PSAT Reading 67.9%



PSAT Math 40%



Pre AP/AP enrolled 72%

CLUBS

Clubs allow students to learn beyond the classroom and provide community service opportunities. Some of ours include Student Council, National Junior Honor Society, Science, Kindness Ambassadors, Principal Advisory Committee, Student PTA, Theater, Culture, American Sign Language, Circle of Friends, Cupcake Talk, Musical Theater, Robotics, Art Club, Chess, Gaming, Board Games, and Greenhouse Club.

DIGITAL CITIZENSHIP

Renewed for next year. Earning the Common Sense School badge is a symbol of our school's dedication and commitment to helping students think critically and use technology responsibly to learn, create, and participate.



What do our parents think?

In April 2022, parents were surveyed about the campus their child attends. Values represent the percentage of respondents who agree. Based on 126 responses.

Are satisfied overall	90.0%
I can reach out to staff to discuss my concerns	94.0%
My child feels they can go to staff for help	90.0%
My child feels that school work is important	87.0%
My child feels safe at school	94.0%
Most of the time, my child is happy at school	91.0%
School staff values my child's culture and needs	90.0%
I am informed about my child's progress and grades	97.0%
Parents feel welcomed at school and are involved	94.0%
Teachers do well to help students who fall behind	91.0%
School staff communicates well with families	90.0%
School staff cares about my child	94.0%
School staff encourages my child to do their best	94.0%

PROGRAMS

Our programs include AVID, Destination Imagination, Academic UIL, Apple Mentors, Career Day, College Day, Multicultural Night, Kindness Ambassadors, Principal Advisory Council, Yearbook, Band, Orchestra, Choir, Art, Theater, Athletics, Cheer, STEM, and Project Lead the Way.

ARTS AND ATHLETICS

100%

Participation in athletics or physical education

77%

Participation in fine arts such as music and art

AWARDS AND RECOGNITIONS

- UIL Sweepstakes for Band, Choir and Orchestra
- TMEA Honor Band State Finalist
- Nationally Certified STEM Campus
- Carrollton Neighbors Teacher and Student of the Month
- Destination Imagination Team Global Finals competition
- Multiple Platinum Awards from the Junior VASE Art Competition
- Student art featured at the North Texas Irish Festival
- Certified AVID Campus
- Academic UIL 2nd place
- Art, Photography, Essay awards in MLK contest

CREEK VALLEY MIDDLE SCHOOL

Home of the Wildcats
Carrollton, Texas

Steffanie Webb, Principal



DeLay Middle School

Campus Profile

SCHOOL HOURS ONLINE

8:55 a.m. to 4:10 p.m. **GRADES** 6th through 8th grade
lisd.net/delay | facebook.com/delayms | twitter.com/DelayMS

STUDENT INFORMATION

941 Students
 98.0% Average daily attendance

STAFF INFORMATION

102 Total staff members
 11.6 Average number of years teaching experience
 8.4 Average number of years teaching in LISD schools

PROFESSIONAL LEARNING

Total number of hours the staff spent developing their job skills last year

5592

Average professional learning hours per Lewisville ISD staff member

196

OBSERVATION

Number of administrator visits to observe class instruction

49 Average number of classroom visits per administrator

At DeLay Middle School, we believe:

- Every child can learn and achieve at a high level
- In empowering great leaders to inspire the next generation
- Students deserve to learn in a positive school climate
- Students should have learning experiences that translate to the real world
- Being authentically engaged in meaningful work and being provided chances to take risks is critical to the learning process

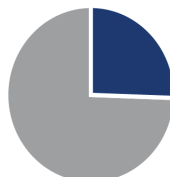
It is our mission to ensure that each child has the academic skills, emotional health, and social experiences they need to be successful in life. All students have real-world learning experiences through community partners, guest presenters and learning trips to see how their education applies to daily living. By providing these experiences in a nurturing, safe, and rigorous environment, DeLay Middle School students are prepared for the quality future that *they* create.



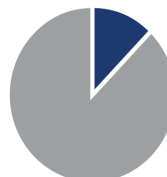
ACADEMIC PERFORMANCE

PSAT SCORES AND ADVANCED COURSES

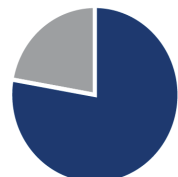
Percent of students whose PSAT test scores indicate they are college and career ready. Percent of student population who are enrolled in at least one advanced course.



PSAT Reading 25.7%



PSAT Math 12.3%



Pre AP/AP enrolled 78%

CLUBS

Clubs allow students to learn beyond the classroom. Some of ours include Student Council, Harvey's Helpers, Yearbook, Heart and Sole, Science Club, Youth Empowerment and Service Club, Art Club, Girls Kindness Club, Circle of Friends, Photography Club, and 24-HR World Tour Team.

DIGITAL CITIZENSHIP

Renewed for next year. Earning the Common Sense School badge is a symbol of our school's dedication and commitment to helping students think critically and use technology responsibly to learn, create, and participate.



PROGRAMS

Our campus offers unique programs to help our students grow. Some of our programs include Athletics and Fine Arts, Communities in Schools Mentors, Lewisville High School Mentors, Student Council, National Junior Honor Society, Teen Leadership, Character Strong, Avid, and Ace.

ARTS AND ATHLETICS

99%
Participation in athletics or physical education

65%
Participation in fine arts such as music and art

What do our parents think?

In April 2022, parents were surveyed about the campus their child attends. Values represent the percentage of respondents who agree. Based on 71 responses.

Are satisfied overall	87.0%
I can reach out to staff to discuss my concerns	89.0%
My child feels they can go to staff for help	87.0%
My child feels that school work is important	90.0%
My child feels safe at school	79.0%
Most of the time, my child is happy at school	86.0%
School staff values my child's culture and needs	86.0%
I am informed about my child's progress and grades	88.0%
Parents feel welcomed at school and are involved	85.0%
Teachers do well to help students who fall behind	92.0%
School staff communicates well with families	80.0%
School staff cares about my child	88.0%
School staff encourages my child to do their best	91.0%

AWARDS AND RECOGNITIONS

- Texas Association of Student Councils - Outstanding Student Council
- ENERGY STAR certified school
- Lewisville Chamber of Commerce Teacher of the Month
- Lewisville Chamber of Commerce Student of the Month

DELAY MIDDLE SCHOOL

Home of the Harvesters, Lewisville, Texas

Dr. Victor Jones, Principal
@drvjcj | jonesv@lisd.net





Downing Middle School

STEM Campus Profile

SCHOOL HOURS ONLINE

8:55 a.m. to 4:10 p.m. **GRADES** 6th through 8th grade

lisd.net/downing | facebook.com/downingms | twitter.com/DowningMS

STUDENT INFORMATION

481 Students

98.7% Average daily attendance

STAFF INFORMATION

48.72 Total staff members

15.3 Average number of years teaching experience

10.8 Average number of years teaching in LISD schools

PROFESSIONAL LEARNING

Total number of hours the staff spent developing their job skills last year

2946

51.7

Average professional learning hours per Lewisville ISD staff member

731

OBSERVATION

Number of administrator visits to observe class instruction

244 Average number of classroom visits per administrator

The Downing commitment

Since opening its doors in 2001, Downing Middle School has been distinguished as an exemplary academic institution that is committed to teaching students the skills necessary to reach their full potential both inside and outside of the classroom. The Downing administration, faculty and staff pride themselves on creating an environment that stimulates creativity, fosters curiosity, and sparks innovation.

At Downing Middle School, we strive to create confident learners by providing opportunities for every student to thrive. We believe all students can learn and deserve to be challenged every day. Downing Middle School students are strongly encouraged to explore their own interests and are empowered to become leaders in their community. The mission of Downing Middle School is to provide each student with a learning environment that is safe, nurturing, innovative, and engaging. The faculty and staff at Downing Middle School are committed to meeting the unique needs of every student and helping them develop the skills required for success in the 21st century.

LISD STEM ACADEMY

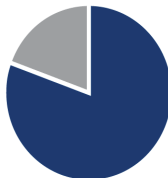
@DOWNING



ACADEMIC PERFORMANCE

PSAT SCORES AND ADVANCED COURSES

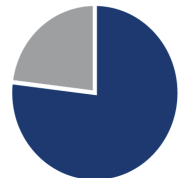
Percent of students whose PSAT test scores indicate they are college and career ready. Percent of student population who are enrolled in at least one advanced course.



PSAT Reading 80.8%



PSAT Math 60.3%



Pre AP/AP enrolled 77%

CLUBS

Clubs allow students to learn beyond the classroom. Some of our clubs include Downing United Club, National Junior Honor Society, Downing Archery Club, Circle of Friends, Fellowship of Christian Athletes, Study Buddies, Guy Talk Club, Breakfast Friends Club, New Horizon's Club, Principal Advisory Council, and Garden Club.

DIGITAL CITIZENSHIP

Renewed for next year. Earning the Common Sense School badge is a symbol of our school's dedication and commitment to helping students think critically and use technology responsibly to learn, create, and participate.



PROGRAMS

Our campus offers unique programs to help our students grow.

Some of these include Downing Kindness Initiative, Downing Stuffs the Pantry, Seeds For Special Needs Initiative, "No Place for Hate" Campus, and Downing Gives Back.

ARTS AND ATHLETICS

99%
Participation in athletics or physical education

84%
Participation in fine arts such as music and art



What do our parents think?

In April 2022, parents were surveyed about the campus their child attends. Values represent the percentage of respondents who agree. Based on 135 responses.

Are satisfied overall	97.0%
I can reach out to staff to discuss my concerns	95.0%
My child feels they can go to staff for help	94.0%
My child feels that school work is important	88.0%
My child feels safe at school	95.0%
Most of the time, my child is happy at school	95.0%
School staff values my child's culture and needs	94.0%
I am informed about my child's progress and grades	94.0%
Parents feel welcomed at school and are involved	95.0%
Teachers do well to help students who fall behind	93.0%
School staff communicates well with families	94.0%
School staff cares about my child	98.0%
School staff encourages my child to do their best	96.0%

AWARDS AND RECOGNITIONS

- Nationally Certified STEM Campus
- TEA (Texas Education Agency) STAAR Met Standard Ratings for Academic Excellence
- Texas Business and Education Coalition Honor Roll School
- Superior Ratings at UIL Competitions for band, orchestra and choir
- Division championships in football, volleyball, basketball, soccer and cross country
- Nationally Recognized "No Place for Hate" Campus
- CREST Award for Outstanding Counseling Department

DOWNING MIDDLE SCHOOL

Home of the Diamondbacks
Flower Mound, Texas

Curtis Martin, Principal



Durham Middle School

Campus Profile

SCHOOL HOURS ONLINE

8:55 a.m. to 4:10 p.m. **GRADES** 6th through 8th grade
lisd.net/durham | facebook.com/durhamms | twitter.com/DurhamMS

STUDENT INFORMATION

747 Students
97.1% Average daily attendance

STAFF INFORMATION

83.9 Total staff members
9.6 Average number of years teaching experience
4.8 Average number of years teaching in LISD schools

PROFESSIONAL LEARNING

Total number of hours the staff spent developing their job skills last year

4728

45.5

Average professional learning hours per Lewisville ISD staff member

171

OBSERVATION

Number of administrator visits to observe class instruction

43 Average number of classroom visits per administrator

Our commitment

At Durham Middle School, we strive to build a student's school experience around the five pillars of Durham P.R.I.D.E.:

- **Prepare** - We will prepare each student for their future success
- **Respect** - Students will respect themselves and others in a positive culture
- **Integrity** - We will seek to foster integrity and honesty
- **Determine** - Each student will determine to be successful
- **Engage** - We will engage our students to enhance the learning environment.

At Durham Middle School, we want each learner to feel P.R.I.D.E. about who they are and where they are to be part of a long maroon line of success.



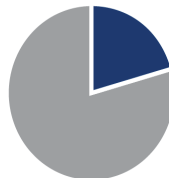
ACADEMIC PERFORMANCE

PSAT SCORES AND ADVANCED COURSES

Percent of students whose PSAT test scores indicate they are college and career ready. Percent of student population who are enrolled in at least one advanced course.



PSAT Reading **45.6%**



PSAT Math **20.8%**



Pre AP/AP enrolled **50%**

CLUBS

Clubs provide opportunities for students to engage in learning of their choice beyond the classroom. Some of our clubs include Dance Team, Anime Club, Chess Club, Science Club, Stand for Colors, Ultimate Frisbee Club, Circle of Friends, UIL Academics, Art Club, Student Council, and Cheerleading.

DIGITAL CITIZENSHIP

Renewed for next year. Earning the Common Sense School badge is a symbol of our school's dedication and commitment to helping students think critically and use technology responsibly to learn, create, and participate.



What do our parents think?

In April 2022, parents were surveyed about the campus their child attends. Values represent the percentage of respondents who agree. Based on 69 responses.

Are satisfied overall	85.0%
I can reach out to staff to discuss my concerns	96.0%
My child feels they can go to staff for help	91.0%
My child feels that school work is important	84.0%
My child feels safe at school	87.0%
Most of the time, my child is happy at school	84.0%
School staff values my child's culture and needs	87.0%
I am informed about my child's progress and grades	90.0%
Parents feel welcomed at school and are involved	96.0%
Teachers do well to help students who fall behind	87.0%
School staff communicates well with families	87.0%
School staff cares about my child	94.0%
School staff encourages my child to do their best	91.0%

PROGRAMS

Our campus offers unique programs to help our students become better learners, leaders, and friends. Some of ours include Band, Choir, Orchestra, Theater, Cheerleading, Family and Consumer Science, Robotics, AVID, Men of Distinction, and Lunch with a Leader.

ARTS AND ATHLETICS

100%

Participation in athletics or physical education

75%

Participation in fine arts such as music and art

AWARDS AND RECOGNITIONS

- Lewisville Area Chamber of Commerce September 2017 School of the Month
- ENERGY STAR certified school
- Highly Certified AVID site
- No Excuses University Campus
- Common Sense School 2021-2023

DURHAM MIDDLE SCHOOL

Home of the Dragons
Lewisville, Texas

Gary Holt, Principal





Forestwood Middle School

STEM Campus Profile

SCHOOL HOURS ONLINE

8:55 a.m. to 4:10 p.m. **GRADES** 6th through 8th grade
lisd.net/forestwood | facebook.com/forestwoodms | twitter.com/ForestwoodMS

STUDENT INFORMATION

872	Students
99.0%	Average daily attendance

STAFF INFORMATION

75.54	Total staff members
14.3	Average number of years teaching experience
9.6	Average number of years teaching in LISD schools

PROFESSIONAL LEARNING

Total number of hours the staff spent developing their job skills last year

4228



48

Average professional learning hours per Lewisville ISD staff member



OBSERVATION

254

Number of administrator visits to observe class instruction

85 Average number of classroom visits per administrator

What we believe

At Forestwood Middle School, we are proud of our school where students show pride through loyalty, behavior and scholarship. Forestwood is not only a place to be, but a place to thrive. We challenge each student to strive to reach his or her personal best. At Forestwood, we believe:

- Education is a collaborative effort involving the entire community
- Teaching with passion promotes learning with passion
- All students can learn; all students can achieve
- We all have basic needs: love and belonging, freedom of choice, safety, power and fun
- Students are active participants in their own education today leading to their future

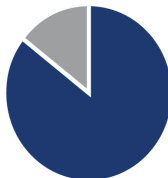
At Forestwood, our vision is a learning community that challenges all members to reach their individual potential and prepares them to realize their unique role in a caring community.

LISD STEM ACADEMY @FORESTWOOD

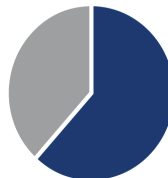
ACADEMIC PERFORMANCE

PSAT SCORES AND ADVANCED COURSES

Percent of students whose PSAT test scores indicate they are college and career ready. Percent of student population who are enrolled in at least one advanced course.



PSAT Reading **85.6%**



PSAT Math **61.8%**



Pre AP/AP enrolled **72%**

CLUBS

Clubs provide opportunities for students to engage in learning of their choice beyond the classroom. Some of ours include Book Club, Science Olympiad, Calligraphy Club, Math Club, Student Council, National Junior Honor Society, and Robotics Club.

DIGITAL CITIZENSHIP

Renewed for next year. Earning the Common Sense School badge is a symbol of our school's dedication and commitment to helping students think critically and use technology responsibly to learn, create, and participate.



PROGRAMS

Our campus offers unique programs to help our students become better learners, leaders, and friends.

Some of our programs include Advanced Spanish and LISD STEM Academy.

ARTS AND ATHLETICS

99%
Participation in athletics or physical education

79%
Participation in fine arts such as music and art



What do our parents think?

In April 2022, parents were surveyed about the campus their child attends. Values represent the percentage of respondents who agree. Based on 219 responses.

Are satisfied overall	90.0%
I can reach out to staff to discuss my concerns	89.0%
My child feels they can go to staff for help	85.0%
My child feels that school work is important	87.0%
My child feels safe at school	96.0%
Most of the time, my child is happy at school	92.0%
School staff values my child's culture and needs	89.0%
I am informed about my child's progress and grades	85.0%
Parents feel welcomed at school and are involved	89.0%
Teachers do well to help students who fall behind	88.0%
School staff communicates well with families	87.0%
School staff cares about my child	88.0%
School staff encourages my child to do their best	90.0%

AWARDS AND RECOGNITIONS

- National PTA School of Excellence 2020-2022
- At the Top with BrainPOP Award
- 8th Grade Girls Basketball Division 1 Co-champions
- 8th Grade Girls Basketball Division 2 Champions
- 8th Grade Girls Division 2 Volleyball Champions
- Band UIL Sweepstakes Award
- Choir UIL Sweepstakes Award

FORESTWOOD MIDDLE SCHOOL

Home of the Falcons
Flower Mound, Texas

Jennifer Hawes, Principal



Griffin Middle School

Campus Profile

SCHOOL HOURS ONLINE

8:55 a.m. to 4:10 p.m. **GRADES** 6th through 8th grade
lisd.net/griffin | facebook.com/griffinms | twitter.com/griffin_ms

STUDENT INFORMATION

752 Students
98.4% Average daily attendance

STAFF INFORMATION

72.66 Total staff members
10.8 Average number of years teaching experience
7.6 Average number of years teaching in LISD schools

PROFESSIONAL LEARNING

Total number of hours the staff spent developing their job skills last year

3802

47.5

Average professional learning hours per Lewisville ISD staff member

362

OBSERVATION

Number of administrator visits to observe class instruction

121 Average number of classroom visits per administrator

At Griffin Middle School, we foster a:

Positive and
Respectful environment that will help nurture each student as an Individual, and we celebrate the
Diversity of our campus and
Encourage students to achieve at levels beyond their beliefs.

The Griffin staff is committed to providing a rigorous and engaging academic experience while remaining attentive to the social and emotional needs that arise in these middle years.

Our students have opportunities to excel academically, as well as to explore interests such as athletics, fine arts, foreign language, culinary arts, robotics and gaming, community service and student government. As a campus, we are committed to providing authentic experiences to enrich and expand student learning by bringing engaging speakers to campus as well as participating in field trips off campus.

When students leave Griffin, they are prepared for a multitude of high school programs and for success in life well beyond the school years.

ACADEMIC PERFORMANCE

PSAT SCORES AND ADVANCED COURSES

Percent of students whose PSAT test scores indicate they are college and career ready. Percent of student population who are enrolled in at least one advanced course.



PSAT Reading 60.7%



PSAT Math 29.6%



Pre AP/AP enrolled 71%

CLUBS

Clubs provide opportunities for students to learn beyond the classroom.

Some of our clubs include Art Club, Circle of Friends, Dance club, Winterguard, Book club, and Student Council.

DIGITAL CITIZENSHIP

Renewed for next year. Earning the Common Sense School badge is a symbol of our school's dedication and commitment to helping students think critically and use technology responsibly to learn, create, and participate.



PROGRAMS

Our campus offers unique programs to help our students become better learners, leaders, and friends. Some of ours include AVID, Student Council, NJHS, PALS, Communities in Schools, and various mentoring programs.

ARTS AND ATHLETICS

99%
Participation in athletics or physical education

79%
Participation in fine arts such as music and art

AWARDS AND RECOGNITIONS

- Common Sense Media Campus since 2019
- LISD Paraprofessional of the year 2021
- Recipient of LEF grants for past three years
- CREST Counseling Award for 2022
- Largest number of students accepted into the TCHS Collegiate Academy for the 2022-23 school year



What do our parents think?

In April 2022, parents were surveyed about the campus their child attends. Values represent the percentage of respondents who agree. Based on 110 responses.

Are satisfied overall	91.0%
I can reach out to staff to discuss my concerns	91.0%
My child feels they can go to staff for help	84.0%
My child feels that school work is important	81.0%
My child feels safe at school	93.0%
Most of the time, my child is happy at school	91.0%
School staff values my child's culture and needs	87.0%
I am informed about my child's progress and grades	93.0%
Parents feel welcomed at school and are involved	94.0%
Teachers do well to help students who fall behind	90.0%
School staff communicates well with families	91.0%
School staff cares about my child	92.0%
School staff encourages my child to do their best	89.0%

GRIFFIN MIDDLE SCHOOL

Home of The Pride
The Colony, Texas

Heather Garrison, Principal





Hedrick Middle School

STEM Campus Profile

SCHOOL HOURS ONLINE

8:55 a.m. to 4:10 p.m. **GRADES** 6th through 8th grade

lisd.net/hedrick | facebook.com/hedrickms | twitter.com/Hedrick_MS

STUDENT INFORMATION

652 Students

98.5% Average daily attendance

STAFF INFORMATION

72.36 Total staff members

9.8 Average number of years teaching experience

7.7 Average number of years teaching in LISD schools

PROFESSIONAL LEARNING

Total number of hours the staff spent developing their job skills last year

4319

49.1

Average professional learning hours per Lewisville ISD staff member

302

OBSERVATION

Number of administrator visits to observe class instruction

101 Average number of classroom visits per administrator

Welcome to the home of the Hedrick Wranglers!

We are so excited for this school year! We look forward to inviting our community to visit this beautiful new campus and to celebrate the opening with an official ribbon cutting ceremony.

Hedrick is one of four LISD middle schools chosen to be a STEM Academy. The STEM Academy offers a hands-on, collaborative learning environment dedicated to teaching students science, technology, engineering and math. By incorporating the design principles of engineering in all subject areas, we will be preparing our students for the workforce of the future.

HMS continues to offer a wide variety of academic classes including Honors, Gifted and Talented, Special Education, and high school credit classes. Advanced Placement Spanish enables our students to earn college credit for foreign language. You will also find robust Fine Arts and competitive Athletic programs for students to enjoy at Hedrick Middle School.

Our partnership with Community in Schools has created a new opportunity for our students this year with the addition of their ACE Program, providing a safe and enriching place for students each day before and after school.



ACADEMIC PERFORMANCE

PSAT SCORES AND ADVANCED COURSES

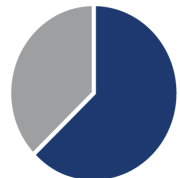
Percent of students whose PSAT test scores indicate they are college and career ready. Percent of student population who are enrolled in at least one advanced course.



PSAT Reading **52.1%**



PSAT Math **21.7%**



Pre AP/AP enrolled **63%**

CLUBS

Clubs provide opportunities for students to engage in learning of their choice beyond the classroom. Clubs at Hedrick are led by teachers sharing their skills/talents with students incorporated into the school day. Some of the clubs available are Robotics, Ukulele, Engineering, Kindness, Black History, Jazz Club, Cultural Awareness, Circle of Friends, Karaoke, and Quilting.

DIGITAL CITIZENSHIP

Renewed for next year. Earning the Common Sense School badge is a symbol of our school's dedication and commitment to helping students think critically and use technology responsibly to learn, create, and participate.



What do our parents think?

In April 2022, parents were surveyed about the campus their child attends. Values represent the percentage of respondents who agree. Based on 82 responses.

Are satisfied overall	95.0%
I can reach out to staff to discuss my concerns	94.0%
My child feels they can go to staff for help	96.0%
My child feels that school work is important	94.0%
My child feels safe at school	94.0%
Most of the time, my child is happy at school	90.0%
School staff values my child's culture and needs	97.0%
I am informed about my child's progress and grades	94.0%
Parents feel welcomed at school and are involved	100.0%
Teachers do well to help students who fall behind	92.0%
School staff communicates well with families	92.0%
School staff cares about my child	96.0%
School staff encourages my child to do their best	95.0%

PROGRAMS

Our campus offers unique programs to help our students become better learners, leaders, and friends. Some of these programs are Community in Schools, ACE Program, AVID, NJHS, Cheerleading, Student Leadership, and Advanced Spanish Language and Culture.

ARTS AND ATHLETICS

99%
Participation in athletics
or physical education

81%
Participation in fine arts
such as music and art

AWARDS AND RECOGNITIONS

- LISD STEM Academy distinction
- First Place Academic UIL for five consecutive years
- Varsity Girls Choir UIL Sweepstakes
- Varsity Boys Choir UIL Superior
- Symphonic Orchestra UIL Sweepstakes
- Orchestra Solo/Ensemble First Division ratings
- Symphonic Band Superior Ratings
- District Champions, 7th and 8th grade soccer teams

**HEDRICK
MIDDLE SCHOOL**
Home of the Wranglers
Lewisville, Texas

Linda Cragin, Principal



Huffines Middle School

Campus Profile

SCHOOL HOURS ONLINE

8:55 a.m. to 4:10 p.m. **GRADES** 6th through 8th grade

lisd.net/huffines | facebook.com/huffinesms | twitter.com/HuffinesMS

STUDENT INFORMATION

731 Students

98.2% Average daily attendance

STAFF INFORMATION

79.57 Total staff members

10.4 Average number of years teaching experience

7.6 Average number of years teaching in LISD schools

PROFESSIONAL LEARNING

Total number of hours the staff spent developing their job skills last year

4716

Average professional learning hours per Lewisville ISD staff member

47.2

293

OBSERVATION

Number of administrator visits to observe class instruction

73 Average number of classroom visits per administrator

The Huffines commitment

At Huffines Middle School, our students are productive, independent thinkers in a dynamic, global society. We partner with our community to foster authentic learning, infused with technology to cultivate independent thought. Huffines also provides students the opportunity to engage in real-world learning experiences through our fine arts programs, athletic programs, before and after-school programs such as GOAL, student council and National Junior Honor Society. Our students also give back to the community through the many philanthropic activities such as planting trees for our Lewisville parks, sewing pillowcases for a community in Chile and raising money to donate shoes to the LISD Dress to Learn closet.



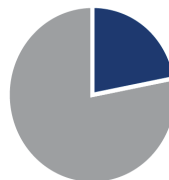
ACADEMIC PERFORMANCE

PSAT SCORES AND ADVANCED COURSES

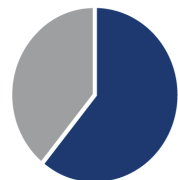
Percent of students whose PSAT test scores indicate they are college and career ready. Percent of student population who are enrolled in at least one advanced course.



PSAT Reading 50.2%



PSAT Math 22.2%



Pre AP/AP enrolled 61%

CLUBS

Clubs provide opportunities for students to engage in learning of their choice beyond the classroom.

Some of our clubs include NJHS, Student Council, Circle of Friends, Academic UIL, Chess, Fellowship of Christian Athletes, and Robotics.

DIGITAL CITIZENSHIP

Renewed for next year. Earning the Common Sense School badge is a symbol of our school's dedication and commitment to helping students think critically and use technology responsibly to learn, create, and participate.



PROGRAMS

Our campus offers unique programs to help our students become better learners, leaders, and friends. Some of ours include AVID, UIL Academics, AP Spanish, Fine Arts Programs, Cheerleading, Yearbook, Husky Help, High School Mentors, ESL, LEAP, GT Science, and MTA.

ARTS AND ATHLETICS

100%

Participation in athletics or physical education

77%

Participation in fine arts such as music and art

AWARDS AND RECOGNITIONS

- National PTA School of Excellence 2021-23
- Texas PTA Secondary Teacher of the Year 2019
- Lewisville Chamber Educator of the Year Finalist
- 2021 UIL Sweepstakes winning Band, Orchestra and Choir
- FC Dallas Teacher of the Month 2018
- Lewisville Chamber Teacher of the Month
- Lewisville Chamber School of the Month
- Art Students receive Superior rating at the annual Jr. VASE
- LISD First-Year Teacher of the Year 2017
- ENERGY STAR certified school
- National PTA School of Excellence



What do our parents think?

In April 2022, parents were surveyed about the campus their child attends. Values represent the percentage of respondents who agree. Based on 106 responses.

Are satisfied overall	85.0%
I can reach out to staff to discuss my concerns	90.0%
My child feels they can go to staff for help	85.0%
My child feels that school work is important	85.0%
My child feels safe at school	82.0%
Most of the time, my child is happy at school	84.0%
School staff values my child's culture and needs	87.0%
I am informed about my child's progress and grades	94.0%
Parents feel welcomed at school and are involved	92.0%
Teachers do well to help students who fall behind	90.0%
School staff communicates well with families	92.0%
School staff cares about my child	91.0%
School staff encourages my child to do their best	91.0%

HUFFINES MIDDLE SCHOOL

Home of the Huskies
Lewisville, Texas

Stephanie Gore, Principal



Killian Middle School

Campus Profile

SCHOOL HOURS ONLINE

8:55 a.m. to 4:10 p.m. **GRADES** 6th through 8th grade
lisd.net/killian | facebook.com/killianms | twitter.com/killian_ms

STUDENT INFORMATION

1033 Students
 99.2% Average daily attendance

STAFF INFORMATION

83.03 Total staff members
 9.7 Average number of years teaching experience
 6.6 Average number of years teaching in LISD schools

PROFESSIONAL LEARNING

Total number of hours the staff spent developing their job skills last year

4984

52

Average professional learning hours per Lewisville ISD staff member

445

OBSERVATION

Number of administrator visits to observe class instruction

111 Average number of classroom visits per administrator

At Killian Middle School, we believe:

- All students have unique strengths and talents that are nurtured
- All students are provided engaging and innovative learning experiences every day
- All students are provided opportunities to take risks and develop a growth mindset

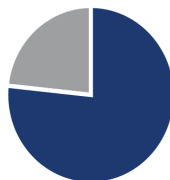
Killian Middle School is committed to providing all students with a forward-thinking education giving them the opportunity to empower, inspire, create and innovate during their middle school years.

All students engage in learning experiences that connect them to both global and local communities through project-based learning opportunities, Science, Technology, Engineering, Art and Math activities that are real-world experiences. Students at Killian are nurtured, and the well-being of the whole child is a priority for all staff. Students are provided opportunities to take risks, and growth mindsets are enhanced throughout the learning journey of each student. We believe what begins at Killian will change the world, and our students are prepared for that challenge.

ACADEMIC PERFORMANCE

PSAT SCORES AND ADVANCED COURSES

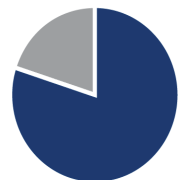
Percent of students whose PSAT test scores indicate they are college and career ready. Percent of student population who are enrolled in at least one advanced course.



PSAT Reading **76.9%**



PSAT Math **55%**



Pre AP/AP enrolled **80%**

CLUBS

Clubs provide opportunities for students to engage in learning of their choice beyond the classroom.

Some of our clubs include NJHS, Student Council, Kindness Club, FCA, Step Club, and No Place for Hate.

DIGITAL CITIZENSHIP

Renewed for next year. Earning the Common Sense School badge is a symbol of our school's dedication and commitment to helping students think critically and use technology responsibly to learn, create, and participate.



What do our parents think?

PROGRAMS

Our campus offers unique programs to help our students grow. Some of our programs include AVID, Dual Language, GT, SPED, ESL, Circle of Friends, and Peer Buddy PE.

In April 2022, parents were surveyed about the campus their child attends. Values represent the percentage of respondents who agree. Based on 181 responses.

Are satisfied overall	94.0%
I can reach out to staff to discuss my concerns	92.0%
My child feels they can go to staff for help	89.0%
My child feels that school work is important	84.0%
My child feels safe at school	91.0%
Most of the time, my child is happy at school	88.0%
School staff values my child's culture and needs	88.0%
I am informed about my child's progress and grades	94.0%
Parents feel welcomed at school and are involved	94.0%
Teachers do well to help students who fall behind	88.0%
School staff communicates well with families	90.0%
School staff cares about my child	94.0%
School staff encourages my child to do their best	90.0%

ARTS AND ATHLETICS

98%
Participation in athletics
or physical education

78%
Participation in fine arts
such as music and art

AWARDS AND RECOGNITIONS

- Counseling Department earned Crest Award
- Secondary Counselor of the Year, Anu Daniel
- Secondary Teacher of the Year Finalist, Beth Yanda
- Lewisville Chamber of Conference Teacher of the Year, Beth Yanda
- All District Spelling Bee Champion
- Destination Imagination Team: First Place at State
- Football: 7th Grade Division 2 Undeclared District Champions
- Cross Country: 7th Grade District Runner-Up and 8th Grade District Champions
- Boys Basketball: 7th Grade Division 1 and Division 2 Undeclared District Champions
- Boys Soccer: 8th Grade Undeclared District Champions
- Volleyball: 7th Grade Division 1 and 2 Undeclared District Champs
- Girls Track: 7th Grade Student earned District Champion

**KILLIAN
MIDDLE SCHOOL**
Home of the Mustangs
Lewisville, Texas

Dr. Tina Krol, Principal



Lakeview Middle School

Campus Profile

SCHOOL HOURS ONLINE

8:55 a.m. to 4:10 p.m. **GRADES** 6th through 8th grade
lisd.net/lakeview | facebook.com/lakeviewms | twitter.com/LakeviewMS

STUDENT INFORMATION

468 Students
98.1% Average daily attendance

STAFF INFORMATION

64.32 Total staff members
11.4 Average number of years teaching experience
6.9 Average number of years teaching in LISD schools

PROFESSIONAL LEARNING

Total number of hours the staff spent developing their job skills last year

3726

51.7

Average professional learning hours per Lewisville ISD staff member

410

OBSERVATION

Number of administrator visits to observe class instruction

137 Average number of classroom visits per administrator

The Lakeview Middle School Commitment

Lakeview Middle School is a diverse learning community where all learners, children and adults find the support they need to maximize their potential.

We are committed to:

Working in partnership to prepare our students to thrive
Reaching the hearts of our students first, so they are ready and eager to be engaged in learning
Building positive relationships between students, staff and the community



ACADEMIC PERFORMANCE

PSAT SCORES AND ADVANCED COURSES

Percent of students whose PSAT test scores indicate they are college and career ready. Percent of student population who are enrolled in at least one advanced course.



PSAT Reading 48.8%



PSAT Math 25.3%



Pre AP/AP enrolled 70%

CLUBS

Clubs provide opportunities for students to learn beyond the classroom. Some of our clubs include National Junior Honor Society, Student Council, Family Consumer Science Club, Circle of Friends, and Kindness Ambassadors.

DIGITAL CITIZENSHIP

Renewed for next year. Earning the Common Sense School badge is a symbol of our school's dedication and commitment to helping students think critically and use technology responsibly to learn, create, and participate.



PROGRAMS

Our campus offers unique programs to help our students become better learners, leaders, and friends. Some of ours include AVID, Circle of Friends, Buddy PE, Fine Arts Buddies, Leopard Time Advisory, and LEAP Days.

ARTS AND ATHLETICS

100%

Participation in athletics or physical education

74%

Participation in fine arts such as music and art



What do our parents think?

In April 2022, parents were surveyed about the campus their child attends. Values represent the percentage of respondents who agree. Based on 68 responses.

Are satisfied overall	86.0%
I can reach out to staff to discuss my concerns	88.0%
My child feels they can go to staff for help	85.0%
My child feels that school work is important	78.0%
My child feels safe at school	94.0%
Most of the time, my child is happy at school	88.0%
School staff values my child's culture and needs	83.0%
I am informed about my child's progress and grades	91.0%
Parents feel welcomed at school and are involved	94.0%
Teachers do well to help students who fall behind	78.0%
School staff communicates well with families	85.0%
School staff cares about my child	90.0%
School staff encourages my child to do their best	85.0%

AWARDS AND RECOGNITIONS

- CREST Award
- Common Sense School
- ENERGY STAR certified school
- Raise Your Hand Texas Blended Learning Grant Recipient
- 2020 LISD Secondary Counselor of the Year
- 2019 LISD Secondary Teacher of the Year

LAKEVIEW MIDDLE SCHOOL

Home of the Leopards
The Colony, Texas

Dr. Beri Deister, Principal



Lamar Middle School

Campus Profile

SCHOOL HOURS ONLINE

8:55 a.m. to 4:10 p.m. **GRADES** 6th through 8th grade

lisd.net/lamar | facebook.com/lamarmiddleschool | twitter.com/LamarMS

STUDENT INFORMATION

723	Students
98.9%	Average daily attendance

STAFF INFORMATION

65.95	Total staff members
13.4	Average number of years teaching experience
10.2	Average number of years teaching in LISD schools

PROFESSIONAL LEARNING

Total number of hours the staff spent developing their job skills last year

3862



Average professional learning hours per Lewisville ISD staff member

448

OBSERVATION

Number of administrator visits to observe class instruction

149	Average number of classroom visits per administrator
-----	--

Our commitment to students:

At Lamar Middle School, our focus is on educating students to become independent learners in a safe and nurturing environment. We challenge students to embrace a growth mindset by providing an appropriate rigor in our course work.

Our extra-curricular programs provide students with opportunities to be successful and learn the values of hard work, sportsmanship and teamwork. Our clubs and organizations provide students many opportunities to find a group they can belong to and find value in.

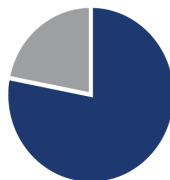
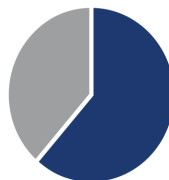
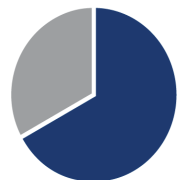
We are committed to providing our students opportunities to engage in real-world learning through field trips, hands-on experiences and through bringing community members into our school to provide rigorous and relevant learning experiences.

At Lamar Middle School, we are preparing leaders, shaping the future and impacting the world.

ACADEMIC PERFORMANCE

PSAT SCORES AND ADVANCED COURSES

Percent of students whose PSAT test scores indicate they are college and career ready. Percent of student population who are enrolled in at least one advanced course.

PSAT Reading **78.3%**PSAT Math **61.5%**Pre AP/AP enrolled **67%**

CLUBS

Clubs provide opportunities for students to engage in learning of their choice beyond the classroom.

Some of our clubs include Student Council, Chess Club, Circle of Friends, and FCA.

DIGITAL CITIZENSHIP

Renewed for next year. Earning the Common Sense School badge is a symbol of our school's dedication and commitment to helping students think critically and use technology responsibly to learn, create, and participate.



PROGRAMS

Our campus offers unique programs to help our students become better learners, leaders, and friends.

Some of our programs include AVID, No Place for Hate, and LMS Mentor Program.

ARTS AND ATHLETICS

100%
Participation in athletics or physical education

86%
Participation in fine arts such as music and art

AWARDS AND RECOGNITIONS

- UIL One-Act Play Zone Champion
- No Place for Hate Campus
- CREST Award for Counseling Excellence
- Superior Ratings at Fine Arts contests



What do our parents think?

In April 2022, parents were surveyed about the campus their child attends. Values represent the percentage of respondents who agree. Based on 182 responses.

Are satisfied overall	96.0%
I can reach out to staff to discuss my concerns	94.0%
My child feels they can go to staff for help	92.0%
My child feels that school work is important	88.0%
My child feels safe at school	95.0%
Most of the time, my child is happy at school	93.0%
School staff values my child's culture and needs	93.0%
I am informed about my child's progress and grades	93.0%
Parents feel welcomed at school and are involved	98.0%
Teachers do well to help students who fall behind	89.0%
School staff communicates well with families	93.0%
School staff cares about my child	96.0%
School staff encourages my child to do their best	97.0%

**LAMAR
MIDDLE SCHOOL**
Home of the Longhorns
Flower Mound, Texas

Kristy Casal, Principal



McKamy Middle School

Campus Profile

SCHOOL HOURS ONLINE

8:55 a.m. to 4:10 p.m. **GRADES** 6th through 8th grade

lisd.net/mckamy | facebook.com/mckamymys | twitter.com/McKamyMS

STUDENT INFORMATION

833 Students
99.2% Average daily attendance

STAFF INFORMATION

65.19 Total staff members
14.7 Average number of years teaching experience
11.2 Average number of years teaching in LISD schools

PROFESSIONAL LEARNING

Total number of hours the staff spent developing their job skills last year

3935

55.4

Average professional learning hours per Lewisville ISD staff member

434

OBSERVATION

Number of administrator visits to observe class instruction

145 Average number of classroom visits per administrator

At McKamy Middle School, we believe in:

- Learning in partnership with our community
- Nurturing the intellectual, social and emotional growth of one another

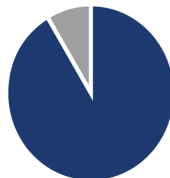
Our passion is to empower courageous and compassionate learners who embrace challenge and innovation, think critically and reflectively, value diverse collaboration, and conscientiously care for the world they create.



ACADEMIC PERFORMANCE

PSAT SCORES AND ADVANCED COURSES

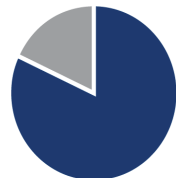
Percent of students whose PSAT test scores indicate they are college and career ready. Percent of student population who are enrolled in at least one advanced course.



PSAT Reading 91.6%



PSAT Math 71.3%



Pre AP/AP enrolled 82%

CLUBS

Clubs provide opportunities for students to learn beyond the classroom. Some of our clubs include National Junior Honor Society, Chess Club, Student2Student, Interact Club, International Junior Thespian Society, Robotics, Book Club, Yearbook, Student Council, Cheer/Pom, FCA, Writers' Club, Green Planet, and Spanish Club.

DIGITAL CITIZENSHIP

Renewed for next year. Earning the Common Sense School badge is a symbol of our school's dedication and commitment to helping students think critically and use technology responsibly to learn, create, and participate.



What do our parents think?

In April 2022, parents were surveyed about the campus their child attends. Values represent the percentage of respondents who agree. Based on 250 responses.

Are satisfied overall	95.0%
I can reach out to staff to discuss my concerns	94.0%
My child feels they can go to staff for help	88.0%
My child feels that school work is important	92.0%
My child feels safe at school	100.0%
Most of the time, my child is happy at school	95.0%
School staff values my child's culture and needs	91.0%
I am informed about my child's progress and grades	90.0%
Parents feel welcomed at school and are involved	96.0%
Teachers do well to help students who fall behind	85.0%
School staff communicates well with families	95.0%
School staff cares about my child	94.0%
School staff encourages my child to do their best	94.0%

PROGRAMS

Our campus offers unique programs to help our students grow. Some of ours include No Place for Hate, Robotics, McKamy Reads, Kindness Ambassadors, UIL Academics Competition, Athletics, Band, Choir, Orchestra, Game of Life Simulation, Culturally U-Knighted Event, Project-Based Learning with expert advisors.

ARTS AND ATHLETICS

100%

Participation in athletics or physical education

73%

Participation in fine arts such as music and art

AWARDS AND RECOGNITIONS

- National PTA School of Excellence 2021-23
- Best of Denton County Public Middle School, Best Public Middle School Principal, Best Public Middle School Teacher
- CREST Award
- No Place for Hate Campus
- National Spelling Bee Champion
- Academic UIL grade level winners
- Ron and Marilyn Allee Cup Winner (three years)
- UIL sweepstakes honors for choir, band and orchestra
- Destination Imagination National Finalist
- Texas PTA Reflections Finalist
- TSA/Vex National Award winners



MCKAMY MIDDLE SCHOOL

Home of the Knight
Flower Mound, Texas

Kelly Knight, Principal



Shadow Ridge Middle School

Campus Profile

SCHOOL HOURS ONLINE

8:55 a.m. to 4:10 p.m.

GRADES 6th through 8th grade

lisd.net/shadowridge | facebook.com/shadowridgems | twitter.com/ShadowRidgeMS

STUDENT INFORMATION

631	Students
98.9%	Average daily attendance

STAFF INFORMATION

59.24	Total staff members
12.6	Average number of years teaching experience
9.6	Average number of years teaching in LISD schools

PROFESSIONAL LEARNING

Total number of hours the staff spent developing their job skills last year

3254



Average professional learning hours per Lewisville ISD staff member

207

OBSERVATION

Number of administrator visits to observe class instruction

69 Average number of classroom visits per administrator

Welcome to Shadow Ridge Middle School where "Pride is an Everyday Thing"

Our staff is committed to providing students engaging, innovative learning experiences every day.

We believe:

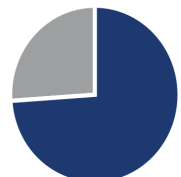
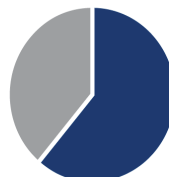
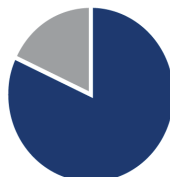
- Our students are unique and capable learners who flourish in our safe and flexible environment
- Our students benefit from challenging activities that enhance critical thinking, problem solving, and creative thinking in a collaborative setting
- Our students connect to the world outside of our building through the use of technology and community partnerships

Students at Shadow Ridge consistently demonstrate excellence academically, athletically and in the fine arts. We have an incredible staff that is here to provide a nurturing, safe and inclusive environment where students experience engaging, innovative lessons that lead to profound learning.

ACADEMIC PERFORMANCE

PSAT SCORES AND ADVANCED COURSES

Percent of students whose PSAT test scores indicate they are college and career ready. Percent of student population who are enrolled in at least one advanced course.



CLUBS

Clubs provide opportunities for students to learn beyond the classroom. Our clubs include National Junior Honor Society, Student Council, Chess Club, Art Club, UIL Academics, Book Club, FCA, Circle of Friends, Coding Club and Destination Imagination.

DIGITAL CITIZENSHIP

Renewed for next year. Earning the Common Sense School badge is a symbol of our school's dedication and commitment to helping students think critically and use technology responsibly to learn, create, and participate.



PROGRAMS

Our campus offers unique programs to help our students become better learners, leaders, and friends. Some of ours include ESL, G/T, MTA, Digital Citizenship, NJHS Mentoring Program, Character Counts, Kindness Campaign, and High School Course Offerings.

ARTS AND ATHLETICS

95%

Participation in athletics or physical education

86%

Participation in fine arts such as music and art



What do our parents think?

In April 2022, parents were surveyed about the campus their child attends. Values represent the percentage of respondents who agree. Based on 170 responses.

Are satisfied overall	97.0%
I can reach out to staff to discuss my concerns	91.0%
My child feels they can go to staff for help	88.0%
My child feels that school work is important	92.0%
My child feels safe at school	98.0%
Most of the time, my child is happy at school	96.0%
School staff values my child's culture and needs	93.0%
I am informed about my child's progress and grades	93.0%
Parents feel welcomed at school and are involved	96.0%
Teachers do well to help students who fall behind	84.0%
School staff communicates well with families	91.0%
School staff cares about my child	97.0%
School staff encourages my child to do their best	93.0%

AWARDS AND RECOGNITIONS

- District Athletic Championships
- District, Region, State Award winning Honor Winds and Symphonic Bands
- National Award Winning Honor Winds Band
- Sweepstakes Winning Choir
- Sweepstakes Winning Orchestra
- Award Winning Theater Arts Productions
- State Qualifying Destination Imagination Team
- Outstanding Student Council Sweepstakes
- Common Sense School

SHADOW RIDGE MIDDLE SCHOOL

Home of the Panthers
Flower Mound, Texas

Gary Gibson, Principal





Flower Mound High School 9th Grade Campus Profile

SCHOOL HOURS ONLINE

8:20 a.m. - 3:35 p.m. **GRADES** 9th grade
lisd.net/fmhs9 | facebook.com/FMHS9th | twitter.com/FMHS9

STUDENT INFORMATION

832 Students
98.5% Average daily attendance

STAFF INFORMATION

51.74 Total staff members
13.3 Average number of years teaching experience
9.6 Average number of years teaching in LISD schools

PROFESSIONAL LEARNING

Total number of hours the staff spent developing their job skills last year
3787

51.2
Average professional learning hours per Lewisville ISD staff member

375

OBSERVATION
Number of administrator visits to observe class instruction

125 Average number of classroom visits per administrator

At Flower Mound 9th Grade Campus, we believe:

- A collaborative campus culture results in connected, real-world learning
- Varied and engaging learning experiences are essential for lifelong learning
- Our students, staff and community are our greatest assets and resources

We are committed to providing a creative space where students are challenged to use their unique learning styles and the resources of our community to pursue engaging, individual, and collaborative experiences. At FM9, we will inspire innovative, lifelong learners who desire to contribute to the world in meaningful ways. Our students are the leaders of tomorrow and shining examples of learners today.

COLLEGE READINESS

Average combined scores for 2020 college entrance exams

1225 **26.2**
SAT ACT

Enrolled in AP, Pre-AP or dual credit courses **70%**

GRADUATION RATE

Percent of graduates from the class of 2022

99.4



Percent of students whose test scores indicate they are college and career ready.



SAT Reading/Writing
92%



SAT Math
80%



ACT English Comp
88%



ACT Algebra
77%



ACT Social Science
76%



ACT Biology
72%



PSAT/NMSQT
Reading/Writing
89.4%



PSAT/NMSQT
Math
68.7%



What our students say . . .

In April 2022, seniors were asked about their experiences in the district, future readiness and post-graduation plans.

I plan to go to college	94.2%
I will join the military or attend a service academy	1.2%
I plan to work full time	4.8%
I will attend technical or trade school	0.5%
I plan to attain industry certification	1.2%
I feel I am well-prepared for the future	77.9%
Overall, I am satisfied with my LISD education	86.2%

What do our parents think?

In April 2022, parents were surveyed about the campus their child attends. Values represent the percentage of respondents who agree. Based on 192 responses.

Are satisfied overall	97.0%
I can reach out to staff to discuss my concerns	92.0%
My child feels they can go to staff for help	94.0%
My child feels that school work is important	89.0%
My child feels safe at school	99.0%
Most of the time, my child is happy at school	94.0%
School staff values my child's culture and needs	90.0%
I am informed about my child's progress and grades	95.0%
Parents feel welcomed at school and are involved	97.0%
Teachers do well to help students who fall behind	91.0%
School staff communicates well with families	93.0%
School staff cares about my child	95.0%
School staff encourages my child to do their best	93.0%

PROGRAMS

Our campus offers unique programs to help our students become better learners, leaders, and friends.

- Band and Orchestra
- Choir
- Theater
- Honors and Advanced Placement Courses
- Journalism
- Art
- Athletics
- Career and Technology Programs

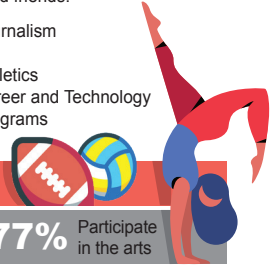
FINE ARTS AND ATHLETICS

81%

Participate in athletics or PE

77%

Participate in the arts



CLUBS

Clubs provide opportunities for students to engage in learning of their choice beyond the classroom.

Some of ours include National Honor Society, Student Council, The Garden Gnomes, Circle of Friends, Air Force JROTC, UIL Academic Team, Humans of Flower Mound, Robotics Team, Bass Fishing Team, Flower Mound Future Medical Leaders, DECA, and Art Club.

DIGITAL CITIZENSHIP



Earning the Common Sense School badge is a symbol of our school's dedication and commitment to helping students think critically and use technology responsibly to learn, create, and participate.



OTHER AWARDS AND RECOGNITIONS

- 2018 Distinguished Teaching Award for K-12
- National Council of Geographic Education
- 2016 Texas Outstanding Teaching of Humanities Award
- ENERGY STAR certified school
- Voted Denton County Best Public High School

FLOWER MOUND HIGH SCHOOL 9TH GRADE CAMPUS

Home of the Jaguars, Flower Mound, Texas

Jeff Brown, Principal



Flower Mound High School

Campus Profile

SCHOOL HOURS ONLINE

8:20 a.m. - 3:35 p.m. **GRADES** 10th through 12th
lisd.net/fmhs | facebook.com/flowermoundhs | twitter.com/flowermoundhs

STUDENT INFORMATION

2770 Students
98.5% Average daily attendance

STAFF INFORMATION

210.25 Total staff members
14.9 Average number of years teaching experience
10.1 Average number of years teaching in LISD schools

PROFESSIONAL LEARNING

Total number of hours the staff spent developing their job skills last year

10,905

46

Average professional learning hours per Lewisville ISD staff member



OBSERVATION

1373

Number of administrator visits to observe class instruction

196 Average number of classroom visits per administrator

At Flower Mound High School, we believe:

Every child is gifted in a special way. With the support of their families and school, each student can reach his or her highest potential. Our teachers and staff foster relationships built on encouragement, support and mutual respect.

We are committed to nurturing every child's social and emotional well-being. Our students are encouraged to challenge themselves to reach their own personal excellence in academic, artistic and/or athletic endeavors. By building opportunities for success, our students are well equipped for the ever-changing future. Our school mission is, "Inspire Learning – Build Community – Empower All."

COLLEGE READINESS

Average combined scores for 2020 college entrance exams

1225 SAT | 26.2 ACT

Enrolled in AP, Pre-AP or dual credit courses 57%

GRADUATION RATE

Percent of graduates from the class of 2022

99.4%



Percent of students whose test scores indicate they are college and career ready.



SAT Reading/Writing 92%



SAT Math 80%



ACT English Comp 88%



ACT Algebra 77%



ACT Social Science 76%



ACT Biology 72%



PSAT/NMSQT Reading/Writing 89.4%



PSAT/NMSQT Math 68.7%



What our students say . . .

In April 2022, seniors were asked about their experiences in the district, future readiness and post-graduation plans.

I plan to go to college	94.2%
I will join the military or attend a service academy	1.2%
I plan to work full time	4.8%
I will attend technical or trade school	0.5%
I plan to attain industry certification	1.2%
I feel I am well-prepared for the future	77.9%
Overall, I am satisfied with my LISD education	86.2%

What do our parents think?

In April 2022, parents were surveyed about the campus their child attends. Values represent the percentage of respondents who agree. Based on 519 responses.

Are satisfied overall	95.0%
I can reach out to staff to discuss my concerns	89.0%
My child feels they can go to staff for help	87.0%
My child feels that school work is important	81.0%
My child feels safe at school	96.0%
Most of the time, my child is happy at school	91.0%
School staff values my child's culture and needs	89.0%
I am informed about my child's progress and grades	90.0%
Parents feel welcomed at school and are involved	92.0%
Teachers do well to help students who fall behind	85.0%
School staff communicates well with families	90.0%
School staff cares about my child	94.0%
School staff encourages my child to do their best	92.0%

PROGRAMS

Our campus offers unique programs to help our students become better learners, leaders, and friends.

- Student Council
- Robotics
- Academic Decathlon
- PSAT Team
- Student Ambassadors
- Air Force Junior ROTC
- Athletes for Literacy
- UIL Academic Teams
- We Dine Together
- Athletics and Fine Arts

FINE ARTS AND ATHLETICS

49%

Participate in athletics or PE

43%

Participate in the arts

CLUBS

Clubs provide opportunities for students to engage in learning of their choice beyond the classroom.

Some of ours include Art Club, Breakfast Buddies, Chess Club, Circle of Friends, FMHS Book Battle Club, Globally Green, Interact, International Thespian Society, Junior World Affairs Council, Mu Alpha Theta, and National Honor Society.

DIGITAL CITIZENSHIP

Earning the Common Sense School badge is a symbol of our school's dedication and commitment to helping students think critically and use technology responsibly to learn, create, and participate.



OTHER AWARDS AND RECOGNITIONS

- 32 College Board National Merit Finalists
- 2022 UIL State Champions in Girls Track and Field
- 2021 and 2022 UIL State Champions in Girls Cross Country
- 2021 UIL State Champions in Girls Soccer
- 2021 UIL State Bronze Medalist in Softball
- 2021 Finalist for the American Prize in Choir
- 2021 UIL State Team Champions in Social Studies
- 2020 UIL State Bronze Medalist in Volleyball
- 2020 UIL State Bronze Medalist in Marching Band
-

FLOWER MOUND HIGH SCHOOL

Home of the Jaguars, Flower Mound, Texas

Chad Russell, Principal



Lewisville High School Harmon

Campus Profile

SCHOOL HOURS ONLINE

8:20 a.m. - 3:35 p.m. **GRADES** 9th and 10th grades
lisd.net/lhsharmon | facebook.com/lhsharmon | twitter.com/lhsharmon

STUDENT INFORMATION

1225 Students
97.1% Average daily attendance

STAFF INFORMATION

100.22 Total staff members
11.8 Average number of years teaching experience
7.1 Average number of years teaching in LISD schools

PROFESSIONAL LEARNING

Total number of hours the staff spent developing their job skills last year
6911

56.6

Average professional learning hours per Lewisville ISD staff member



OBSERVATION

392

Number of administrator visits to observe class instruction

98 Average number of classroom visits per administrator

Our commitment

At Lewisville High School - Harmon Campus, we are committed to ensuring every student has the academic, emotional, and social skills they need to be successful in school and in life. Our core values are focused around building relationships, maintaining integrity, leading with service, and exceeding expectations!

Our commitment is to offer and create the best high school experience for all of our students. By providing meaningful learning opportunities at LHS Harmon, our students are encouraged to use their voice, minds, and abilities to design a productive life in the future they help to create.

COLLEGE READINESS

Average combined scores for 2020 college entrance exams

972

SAT

19.8

ACT

Enrolled in AP, Pre-AP or dual credit courses

39%

GRADUATION RATE

Percent of graduates from the class of 2022

94.3%



Percent of students whose test scores indicate they are college and career ready.



SAT Reading/Writing
52%



SAT Math
27%



ACT English Comp
56%



ACT Algebra
31%



ACT Social Science
39%



ACT Biology
28%



PSAT/NMSQT
Reading/Writing
34.35%



PSAT/NMSQT
Math
17.56%



What our students say . . .

In April 2022, seniors were asked about their experiences in the district, future readiness and post-graduation plans.

I plan to go to college	72.7%
I will join the military or attend a service academy	3.9%
I plan to work full time	25.5%
I will attend technical or trade school	6.0%
I plan to attain industry certification	3.5%
I feel I am well-prepared for the future	74.9%
Overall, I am satisfied with my LISD education	88.4%

What do our parents think?

In April 2022, parents were surveyed about the campus their child attends. Values represent the percentage of respondents who agree. Based on 97 responses.

Are satisfied overall	86.0%
I can reach out to staff to discuss my concerns	82.0%
My child feels they can go to staff for help	82.0%
My child feels that school work is important	89.0%
My child feels safe at school	90.0%
Most of the time, my child is happy at school	84.0%
School staff values my child's culture and needs	89.0%
I am informed about my child's progress and grades	89.0%
Parents feel welcomed at school and are involved	87.0%
Teachers do well to help students who fall behind	89.0%
School staff communicates well with families	84.0%
School staff cares about my child	89.0%
School staff encourages my child to do their best	90.0%

PROGRAMS

Our campus offers unique programs to help our students become better learners, leaders, and friends.

- Harmon Help Tutoring
- Harmon Student Action Plan
- Communities in Schools
- Kindness Ambassadors
- AVID college prep
- Test Prep Camp
- Multicultural Committee
- National Honor Society
- Annual Chin Festival
- Jumpstart.

FINE ARTS AND ATHLETICS

70%

Participate in athletics or PE

46%

Participate in the arts

CLUBS

Clubs provide opportunities for students to engage in learning of their choice beyond the classroom.

Some of ours include Student Council, Art Club, Chin Club, Triple A, AVID, Spanish club, NHS, Journey to Dream, Reading/Book Club, Eastern World Culture, Women of Excellence, College and Career Exploration, French Club, Horticulture Club, Latin Dance Club, Kindness Club and Ping Pong Club.

DIGITAL CITIZENSHIP

Earning the Common Sense School badge is a symbol of our school's dedication and commitment to helping students think critically and use technology responsibly to learn, create, and participate.




OTHER AWARDS AND RECOGNITIONS

- Art 1 and Art 2 Student of the Year
- State medals for two art students
- LISD Nurse of the Year
- 50 Years of Service in LISD teacher
- LISD Art Award Winners
- 300 Service Hours for Harmon Student Council
- LEF Grant Award Recipient
- Lewisville Chamber of Commerce Student of the Month, Teacher of the Month and School of the Month
- CREST Counseling Award
- LISD School Resource Officer of the Year

LEWISVILLE HIGH SCHOOL HARMON CAMPUS

Home of the Farmers
Lewisville, Texas

Rachel Flanders, Principal



Hebron High School 9th Grade

Campus Profile

SCHOOL HOURS ONLINE

8:20 a.m. - 3:35 p.m. **GRADES** 9th grade
lisd.net/hhs9 | facebook.com/hebron9th | twitter.com/hebron9th

STUDENT INFORMATION

933 Students
98.2% Average daily attendance

STAFF INFORMATION

67.53 Total staff members
08.9 Average number of years teaching experience
6.3 Average number of years teaching in LISD schools

PROFESSIONAL LEARNING

Total number of hours the staff spent developing their job skills last year

3420

46.8

Average professional learning hours per Lewisville ISD staff member

480

OBSERVATION

Number of administrator visits to observe class instruction

160 Average number of classroom visits per administrator

What we believe

At the Hebron 9th Grade Campus, we believe the 9th-grade year is an essential transition year in a student's education experience. We aim to empower our students through authentic, engaging learning opportunities for success in high school and beyond. We encourage all of our students to challenge themselves academically as well as get involved in a school club or organization. We want all of our students to have the best possible start to their high school experience.

COLLEGE READINESS

Average combined scores for 2020 college entrance exams

1138 SAT | 24.4 ACT

Enrolled in AP, Pre-AP or dual credit courses 62%

GRADUATION RATE

Percent of graduates from the class of 2022

97.3%



Percent of students whose test scores indicate they are college and career ready.



SAT Reading/Writing
80%



SAT Math
64%



ACT English Comp
81%



ACT Algebra
62%



ACT Social Science
68%



ACT Biology
60%



PSAT/NMSQT
Reading/Writing
78.3%



PSAT/NMSQT
Math
55.5%



What our students say . . .

In April 2022, seniors were asked about their experiences in the district, future readiness and post-graduation plans.

I plan to go to college	93.4%
I will join the military or attend a service academy	1.6%
I plan to work full time	5.6%
I will attend technical or trade school	3.7%
I plan to attain industry certification	0.5%
I feel I am well-prepared for the future	76.7%
Overall, I am satisfied with my LISD education	82.2%

What do our parents think?

In April 2022, parents were surveyed about the campus their child attends. Values represent the percentage of respondents who agree. Based on 162 responses.

Are satisfied overall	94.0%
I can reach out to staff to discuss my concerns	91.0%
My child feels they can go to staff for help	91.0%
My child feels that school work is important	86.0%
My child feels safe at school	95.0%
Most of the time, my child is happy at school	93.0%
School staff values my child's culture and needs	92.0%
I am informed about my child's progress and grades	90.0%
Parents feel welcomed at school and are involved	98.0%
Teachers do well to help students who fall behind	88.0%
School staff communicates well with families	93.0%
School staff cares about my child	96.0%
School staff encourages my child to do their best	93.0%

PROGRAMS

Our campus offers unique programs to help our students become better learners, leaders, and friends.

- Art, Dance and Theater
- AVID
- Band, Choir and Orchestra
- Baseball, Softball and Volleyball
- Basketball, Football and Soccer
- Cheerleading
- Cross Country/Track
- Debate

FINE ARTS AND ATHLETICS

81%

Participate in athletics or PE

56%

Participate in the arts

CLUBS

Clubs provide opportunities for students to engage in learning of their choice beyond the classroom.

Some of ours include Student Council, Key Club, Hands of Hope, Distributive Education Clubs of America, Girls Who Code, Technology Student Association (TCA), Family, Career and Community Leaders of America, Fellowship of Christian Athletes and Health Occupations Students of America.

DIGITAL CITIZENSHIP

Earning the Common Sense School badge is a symbol of our school's dedication and commitment to helping students think critically and use technology responsibly to learn, create, and participate.



OTHER AWARDS AND RECOGNITIONS

- PTA Golden Apple Award 2017, 2018, 2019, 2020, 2021
- Crest Counseling Award Recipients 2018-19, 2019-20, 2020-21 and 2021-22
- ENERGY STAR certified school
- LEF Grant Recipients
- Castle Hills Grant Recipients
- District Employee of the Year Finalists
- AP Biology and AP Human Geography Student Success

HEBRON HIGH SCHOOL 9TH GRADE CAMPUS

Home of the Hawks, Carrollton, Texas

Amanda Werneke, Principal



Hebron High School

Campus Profile

SCHOOL HOURS ONLINE

8:20 a.m. - 3:35 p.m. **GRADES** 10th through 12th
lisd.net/hhs | facebook.com/hebronHS | twitter.com/Hebron_HS

STUDENT INFORMATION

2722 Students
98.2% Average daily attendance

STAFF INFORMATION

191.54 Total staff members
13.8 Average number of years teaching experience
8.5 Average number of years teaching in LISD schools

PROFESSIONAL LEARNING

Total number of hours the staff spent developing their job skills last year

10,152

46.1

Average professional learning hours per Lewisville ISD staff member



OBSERVATION

1007

Number of administrator visits to observe class instruction

144 Average number of classroom visits per administrator

At Hebron High School, we believe:

- All students can learn and be successful
 - All students are prepared to be productive citizens in a global society
 - Teachers and staff will provide a supportive learning environment
 - Teachers and staff will ensure all students receive the assistance necessary to achieve academic success
 - Through these experiences, all of our students enjoy thriving, productive lives in a future they create
- We will empower our students to become productive citizens in a global society by providing a supportive learning environment with engaging lessons. Hebron High School will be an exemplary campus according to the standards of our community, state and nation.

COLLEGE READINESS

Average combined scores for 2020 college entrance exams

1138 SAT 24.4 ACT

Enrolled in AP, Pre-AP or dual credit courses 53%

GRADUATION RATE

Percent of graduates from the class of 2022

97.3%



Percent of students whose test scores indicate they are college and career ready.



SAT Reading/Writing 80%



SAT Math 64%



ACT English Comp 81%



ACT Algebra 62%



ACT Social Science 68%



ACT Biology 60%



PSAT/NMSQT Reading/Writing 78.3%



PSAT/NMSQT Math 55.5%



What our students say . . .

In April 2022, seniors were asked about their experiences in the district, future readiness and post-graduation plans.

I plan to go to college	93.4%
I will join the military or attend a service academy	1.6%
I plan to work full time	5.6%
I will attend technical or trade school	3.7%
I plan to attain industry certification	0.5%
I feel I am well-prepared for the future	76.7%
Overall, I am satisfied with my LISD education	82.2%

What do our parents think?

In April 2022, parents were surveyed about the campus their child attends. Values represent the percentage of respondents who agree. Based on 364 responses.

Are satisfied overall	92.0%
I can reach out to staff to discuss my concerns	89.0%
My child feels they can go to staff for help	87.0%
My child feels that school work is important	82.0%
My child feels safe at school	93.0%
Most of the time, my child is happy at school	88.0%
School staff values my child's culture and needs	87.0%
I am informed about my child's progress and grades	91.0%
Parents feel welcomed at school and are involved	92.0%
Teachers do well to help students who fall behind	84.0%
School staff communicates well with families	89.0%
School staff cares about my child	93.0%
School staff encourages my child to do their best	88.0%

PROGRAMS

Our campus offers unique programs to help our students become better learners, leaders, and friends.

- ACDEC
- Asian-Pacific Islander Month
- Hispanic Heritage Month
- Black History Month
- Building Leadership Team
- Class Officers
- Yearbook and Journalism
- AVID
- Principal's Advisory Council
- CTE
- College and Career Readiness

FINE ARTS AND ATHLETICS

46%

Participate in athletics or PE

42%

Participate in the arts

CLUBS

Clubs provide opportunities for students to engage in learning of their choice beyond the classroom.

Some of ours include ASL Club, Black Student Union, Hawk TV, Circle of Friends, College Club, DECA, Earth Club, eSports, FCA, FCCLA, French Club, Hands of Hope, Hebron Asian Student Association, Red Cross, HOSA Future Health Professionals, Humankind, and Iranian Student Association.

DIGITAL CITIZENSHIP

Earning the Common Sense School badge is a symbol of our school's dedication and commitment to helping students think critically and use technology responsibly to learn, create, and participate.



OTHER AWARDS AND RECOGNITIONS

- UIL State Marching Band 1st Place 2021
- Band/Choir/Orchestra: All UIL Sweepstakes Winners
- State Counselors Crest Award 2021-2022
- Girls Golf State Champions 2021
- Swim and Dive State Qualifier
- Track and Field State Qualifier
- Five State Volleyball Titles
- 17 National Merit Finalists
- ACDEC Top 10 in State
- NJROTC achieved Unit Recognition
- eSports Grand National Champions 2022
- HOSA National Qualifier 2022
- Debate National Qualifier 2022
- DECA National Qualifier 2022

HEBRON HIGH SCHOOL

Home of the Hawks
Carrollton, Texas

Amy Boughton, Principal



Lewisville High School Killough

Campus Profile

SCHOOL HOURS ONLINE

8:20 a.m. - 3:35 p.m. **GRADES** 9th and 10th
lisd.net/lhskillough | facebook.com/lhskillough | twitter.com/lhskillough

STUDENT INFORMATION

1006 Students
97.1% Average daily attendance

STAFF INFORMATION

87.34 Total staff members
11 Average number of years teaching experience
7.1 Average number of years teaching in LISD schools

PROFESSIONAL LEARNING

Total number of hours the staff spent developing their job skills last year

6401

60.4

Average professional learning hours per Lewisville ISD staff member



OBSERVATION

642

Number of administrator visits to observe class instruction

161 Average number of classroom visits per administrator

What we believe

Students come first and are provided engaging educational experiences that will prepare them to be successful in the real world. Although risk-taking is a critical component of the learning process, we are committed to ensuring the mental, emotional and physical safety of children in order to prepare them for success with their post-secondary choices. By providing a safe avenue for making and correcting mistakes, students are encouraged to take risks while learning to be resilient. Students will have the opportunity to engage in real-world learning experiences through community partnerships, mentors, guest speakers, and Block Lunch, as well as the use of inquiry learning opportunities within the classroom.

COLLEGE READINESS

Average combined scores for 2020 college entrance exams

972

SAT

19.8

ACT

Enrolled in AP, Pre-AP or dual credit courses

45%

GRADUATION RATE

Percent of graduates from the class of 2022

94.3%



Percent of students whose test scores indicate they are college and career ready.



SAT Reading/Writing
52%



SAT Math
27%



ACT English Comp
56%



ACT Algebra
31%



ACT Social Science
39%



ACT Biology
28%



PSAT/NMSQT
Reading/Writing
35.7%



PSAT/NMSQT
Math
17.2%



What our students say . . .

In April 2022, seniors were asked about their experiences in the district, future readiness and post-graduation plans.

I plan to go to college	72.7%
I will join the military or attend a service academy	3.9%
I plan to work full time	25.5%
I will attend technical or trade school	6.0%
I plan to attain industry certification	3.5%
I feel I am well-prepared for the future	74.9%
Overall, I am satisfied with my LISD education	88.4%

What do our parents think?

In April 2022, parents were surveyed about the campus their child attends. Values represent the percentage of respondents who agree. Based on 109 responses.

Are satisfied overall	95.0%
I can reach out to staff to discuss my concerns	95.0%
My child feels they can go to staff for help	93.0%
My child feels that school work is important	86.0%
My child feels safe at school	96.0%
Most of the time, my child is happy at school	92.0%
School staff values my child's culture and needs	93.0%
I am informed about my child's progress and grades	95.0%
Parents feel welcomed at school and are involved	97.0%
Teachers do well to help students who fall behind	95.0%
School staff communicates well with families	93.0%
School staff cares about my child	98.0%
School staff encourages my child to do their best	97.0%

PROGRAMS

Our campus offers unique programs to help our students become better learners, leaders, and friends.

- AVID college readiness
- Library Ambassadors
- Campus Advisory Team
- Campus Focus Group
- Student Engagement Committee
- Circle of Friends
- ESL Liaisons
- Block Lunch Committee
- National Honor Society
- Communities in Schools
- Student Council

FINE ARTS AND ATHLETICS

71%

Participate in athletics or PE

62%

Participate in the arts

CLUBS

Clubs provide opportunities for students to engage in learning of their choice beyond the classroom.

Some of our clubs include Art, Chin, Circle of Friends, Dungeons and Dragons, ESL, Fashion, GSA, K-Pop, Movie, Multicultural, Resource, School of Rock, Technology, Theatre, Weight Lifting, Study Skills, Board Games, Rotary Interactive and Journey to Dream.

DIGITAL CITIZENSHIP

Earning the Common Sense School badge is a symbol of our school's dedication and commitment to helping students think critically and use technology responsibly to learn, create, and participate.




OTHER AWARDS AND RECOGNITIONS

- CREST - Texas School Counselor Association
- District Teacher of the Year Finalists
- District Administration Finalists
- Communities in Schools Educator of the Year
- Communities in Schools Student of the Year
- Lewisville Education Foundation Grants
- ENERGY STAR certified school
- LISD Assistant Principal of the Year
- Librarian of the Year Finalist
- Campus Support Employee of the Year Finalist

LEWISVILLE HIGH SCHOOL KILLOUGH CAMPUS

Home of the Farmers
Lewisville, Texas

Lindsay McLennan, Principal



Lewisville High School

Campus Profile

SCHOOL HOURS ONLINE

8:20 a.m. - 3:35 p.m. **GRADES** 11th and 12th
lisd.net/lhs | facebook.com/lewisvillehs | twitter.com/lewisvillehs

STUDENT INFORMATION

2055 Students
97.1% Average daily attendance

STAFF INFORMATION

187.41 Total staff members
12.6 Average number of years teaching experience
8.8 Average number of years teaching in LISD schools

PROFESSIONAL LEARNING

Total number of hours the staff spent developing their job skills last year
10,348

47
Average professional learning hours per Lewisville ISD staff member

907

OBSERVATION

Number of administrator visits to observe class instruction

130 Average number of classroom visits per administrator

At Lewisville High School, we:

- Provide opportunities inside and outside the classroom
 - Facilitate collaboration between students and adults
 - Help students stretch beyond their comfort zone to take risks in their learning, socialize safely, see value in a struggle or failure, set and reset goals and have a plan for their future
 - Take things seriously that need to be serious and have fun with the things that are fun
 - Have rules and regulations, but there will always be time to talk, discuss and address concerns and find common ground on issues that arise
- Above all, we provide a top-level education so students can compete with any young adult in the world. Fighting Farmers will be prepared for a productive life in a future they create. Lewisville High School is built on tradition, united in spirit and driven by pride.

COLLEGE READINESS

Average combined scores for 2020 college entrance exams

972

SAT

19.8

ACT

Enrolled in AP, Pre-AP or dual credit courses

31%

GRADUATION RATE

Percent of graduates from the class of 2022

94.3%



Percent of students whose test scores indicate they are college and career ready.



SAT Reading/Writing
52%



SAT Math
27%



ACT English Comp
56%



ACT Algebra
31%



ACT Social Science
39%



ACT Biology
28%



PSAT/NMSQT
Reading/Writing
52.3%



PSAT/NMSQT
Math
27.3%



What our students say . . .

In April 2022, seniors were asked about their experiences in the district, future readiness and post-graduation plans.

I plan to go to college	72.7%
I will join the military or attend a service academy	3.9%
I plan to work full time	25.5%
I will attend technical or trade school	6.0%
I plan to attain industry certification	3.5%
I feel I am well-prepared for the future	74.9%
Overall, I am satisfied with my LISD education	88.4%

What do our parents think?

In April 2022, parents were surveyed about the campus their child attends. Values represent the percentage of respondents who agree. Based on 120 responses.

Are satisfied overall	95.0%
I can reach out to staff to discuss my concerns	91.0%
My child feels they can go to staff for help	91.0%
My child feels that school work is important	87.0%
My child feels safe at school	97.0%
Most of the time, my child is happy at school	93.0%
School staff values my child's culture and needs	90.0%
I am informed about my child's progress and grades	94.0%
Parents feel welcomed at school and are involved	95.0%
Teachers do well to help students who fall behind	86.0%
School staff communicates well with families	94.0%
School staff cares about my child	95.0%
School staff encourages my child to do their best	94.0%

PROGRAMS

Our campus offers unique programs to help our students become better learners, leaders, and friends.

- Real Estate Program
- Dual Credit
- Firefighter Program
- Farmers Harvest News
- Character Strong
- INCubatoredu
- Marketing Program
- AVID
- NJROTC
- Block Lunch

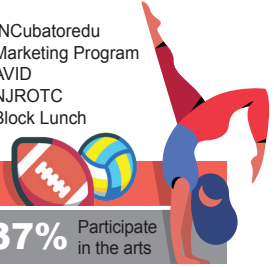
FINE ARTS AND ATHLETICS

28%

Participate in athletics or PE

37%

Participate in the arts



CLUBS

Clubs provide opportunities for students to engage in learning of their choice beyond the classroom.

Some of ours include Student Council, President's Club, Interact Club, Circle of Friends, Junior World Affairs Council, German Club, Junior Class Council, Art Club, Latino Club, Chin Club, Mu Alpha Theta, Fashion Club, Spanish Club, HOSA, DECA, Robotics, and Bowling.

DIGITAL CITIZENSHIP



Earning the Common Sense School badge is a symbol of our school's dedication and commitment to helping students think critically and use technology responsibly to learn, create, and participate.




OTHER AWARDS AND RECOGNITIONS

- One-Act Play State Champion
- State and National Champion Cheer Program
- District Teacher of the Year
- Softball State Champions
- National Council of English Teachers of Excellence
- Numerous Speech and Debate State and National Winners
- LISD First-year Teacher of the Year
- ROTC - Distinguished Unit Award
- Drumline Area Champions
- Quest-Bridge Student Scholarship Recipient

LEWISVILLE HIGH SCHOOL

Home of the Farmers, Lewisville, Texas

Jim Baker, Principal



Marcus High School 9th Grade

Campus Profile

SCHOOL HOURS ONLINE

8:20 a.m. - 3:35 p.m. **GRADES** 9th grade
lisd.net/mhs9 | facebook.com/Marcus9th | twitter.com/MHS9th

STUDENT INFORMATION

733 Students
98.4% Average daily attendance

STAFF INFORMATION

53.38 Total staff members
10.9 Average number of years teaching experience
7.5 Average number of years teaching in LISD schools

PROFESSIONAL LEARNING

Total number of hours the staff spent developing their job skills last year
2811

46.8

Average professional learning hours per Lewisville ISD staff member

307

OBSERVATION

Number of administrator visits to observe class instruction

102 Average number of classroom visits per administrator

What we believe

Marcus 9th Grade Campus serves the unique needs of 9th graders in a learning environment designed to foster collaboration, innovation and multiple learning styles. We believe learning is maximized through innovation and 21st-Century teaching practices and that student and staff diversity fuels creativity, global thinking, and a positive school environment. Courses target college and career readiness and real-world challenges through problem and project-based learning. Students practice social responsibility through regular service opportunities throughout the year and excel in balancing extra and co-curricular activities. Our campus supports academic, social and emotional intelligence through a variety of high-quality programs and experiences. M9 students are preparing to be tomorrow's leaders!

COLLEGE READINESS

Average combined scores for 2020 college entrance exams

1165 **25.1**
SAT ACT

Enrolled in AP, Pre-AP or dual credit courses **68%**

GRADUATION RATE

Percent of graduates from the class of 2022

98.7%



Percent of students whose test scores indicate they are college and career ready.



SAT Reading/Writing
86%



SAT Math
72%



ACT English Comp
86%



ACT Algebra
72%



ACT Social Science
75%



ACT Biology
65%



PSAT/NMSQT
Reading/Writing
82%



PSAT/NMSQT
Math
60.6%



What our students say . . .

In April 2022, seniors were asked about their experiences in the district, future readiness and post-graduation plans.

I plan to go to college	93.3%
I will join the military or attend a service academy	1.1%
I plan to work full time	8.0%
I will attend technical or trade school	2.3%
I plan to attain industry certification	2.5%
I feel I am well-prepared for the future	83.7%
Overall, I am satisfied with my LISD education	86.1%

What do our parents think?

In April 2022, parents were surveyed about the campus their child attends. Values represent the percentage of respondents who agree. Based on 155 responses.

Are satisfied overall	93.0%
I can reach out to staff to discuss my concerns	91.0%
My child feels they can go to staff for help	85.0%
My child feels that school work is important	80.0%
My child feels safe at school	92.0%
Most of the time, my child is happy at school	93.0%
School staff values my child's culture and needs	87.0%
I am informed about my child's progress and grades	93.0%
Parents feel welcomed at school and are involved	93.0%
Teachers do well to help students who fall behind	88.0%
School staff communicates well with families	91.0%
School staff cares about my child	93.0%
School staff encourages my child to do their best	91.0%

PROGRAMS

Our campus offers unique programs to help our students become better learners, leaders, and friends.

- Air Force
- JROTC
- Marauder Time
- AVID
- Academic UIL
- Humanities
- Marcus Parent Education Programs

FINE ARTS AND ATHLETICS

91%

Participate in athletics or PE

64%

Participate in the arts

CLUBS

Clubs provide opportunities for students to engage in learning of their choice beyond the classroom.

Some of ours include Student Council, Kindness Ambassadors, UNICEF, Young and Purposed, DECA, MEDS Club, and Circle of Friends.

DIGITAL CITIZENSHIP

Earning the Common Sense School badge is a symbol of our school's dedication and commitment to helping students think critically and use technology responsibly to learn, create, and participate.



OTHER AWARDS AND RECOGNITIONS

- LEF Teacher Grants in Biology and English
- LISD Secondary Teacher of the Year Finalist Kailey McMillan
- LISD Campus Support Employee Finalist Eva Dinkmeyer
- CREST Counseling Award 2020
- DECA State and National Competitions
- Journalism State and National Competitions
- AP College Board Success

MARCUS HIGH SCHOOL 9TH GRADE CAMPUS

Home of the Marauders, Flower Mound, Texas

Jessica True, Principal



Marcus High School

Campus Profile

SCHOOL HOURS ONLINE

8:20 a.m. - 3:35 p.m. **GRADES** 10th through 12th

lisd.net/mhs | facebook.com/marcusmarauders | twitter.com/marcus_hs

STUDENT INFORMATION

2294 Students
98.4% Average daily attendance

STAFF INFORMATION

186.28 Total staff members
13.5 Average number of years teaching experience
9.6 Average number of years teaching in LISD schools

PROFESSIONAL LEARNING

Total number of hours the staff spent developing their job skills last year
10,213

47.1

Average professional learning hours per Lewisville ISD staff member

1051

OBSERVATION

Number of administrator visits to observe class instruction

150 Average number of classroom visits per administrator

What we believe

We embrace the motto of "Pride in Excellence," as exhibited by the following "Trust and Believe" statements:

- Every student is uniquely capable and deserves to be challenged each day
- Uninhibited learning depends on a safe, nurturing, inclusive and flexible environment
- An educated citizenry is essential for equal opportunity and a prosperous society
- Meaningful and relevant work engages students in profound learning
- Critical-thinking and problem- solving today are necessary for students to be equipped for future challenges
- Genuine transformation requires disruptive innovation
- Education is the shared responsibility of the community

COLLEGE READINESS

Average combined scores for 2020 college entrance exams

1165 **25.1**
SAT ACT

Enrolled in AP, Pre-AP or dual credit courses **58%**

GRADUATION RATE

Percent of graduates from the class of 2022

98.7%



Percent of students whose test scores indicate they are college and career ready.



SAT Reading/Writing
86%



SAT Math
72%



ACT English Comp
86%



ACT Algebra
72%



ACT Social Science
75%



ACT Biology
65%



PSAT/NMSQT
Reading/Writing
82%



PSAT/NMSQT
Math
60.6%



What our students say . . .

In April 2022, seniors were asked about their experiences in the district, future readiness and post-graduation plans.

I plan to go to college	93.3%
I will join the military or attend a service academy	1.1%
I plan to work full time	8.0%
I will attend technical or trade school	2.3%
I plan to attain industry certification	2.5%
I feel I am well-prepared for the future	83.7%
Overall, I am satisfied with my LISD education	86.1%

What do our parents think?

In April 2022, parents were surveyed about the campus their child attends. Values represent the percentage of respondents who agree. Based on 397 responses.

Are satisfied overall	95.0%
I can reach out to staff to discuss my concerns	91.0%
My child feels they can go to staff for help	88.0%
My child feels that school work is important	81.0%
My child feels safe at school	95.0%
Most of the time, my child is happy at school	90.0%
School staff values my child's culture and needs	90.0%
I am informed about my child's progress and grades	89.0%
Parents feel welcomed at school and are involved	93.0%
Teachers do well to help students who fall behind	84.0%
School staff communicates well with families	91.0%
School staff cares about my child	94.0%
School staff encourages my child to do their best	88.0%

PROGRAMS

Our campus offers unique programs to help our students become better learners, leaders, and friends.

- AP, Honors, and Dual Credit
- Marcus Robotics Institute
- MHS Real Estate Program
- Academic Decathlon
- Student Advisory Group
- Student Council
- UIL Academics
- AVID
- DECA
- Air Force JROTC
- Journalism
- Marquettes
- Cheer

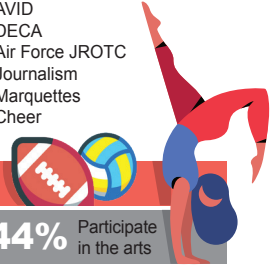
FINE ARTS AND ATHLETICS

53%

Participate in athletics or PE

44%

Participate in the arts



CLUBS

Clubs provide opportunities for students to engage in learning of their choice beyond the classroom. Some of ours include Mu Alpha Theta, Tr-M Music Honor Society, Spanish National Honor Society, National English Honor Society, National French Honor Society, Science National Honor Society, American Sign Language Honor Society, German National Honor Society, Latin Honor Society, Black History Club, and Circle of Friends.

DIGITAL CITIZENSHIP



Earning the Common Sense School badge is a symbol of our school's dedication and commitment to helping students think critically and use technology responsibly to learn, create, and participate.



OTHER AWARDS AND RECOGNITIONS

- 2022 Academic Decathlon Team, 2nd in the Nation
- 2022 DECA Team, 52 State and 17 National Qualifiers
- 2021 UIL 6A Marching Band Bronze Medalist
- 2022 District Champions in Football, Volleyball, Girls Soccer
- 2022 Boys Golf Regional Champions
- 2022 Softball Regional Semifinal Champions
- 2022 Baseball Regional Quarterfinal Champions
- 2021-2022 multiple Sweepstakes Awards in Band, Choir, and Orchestra

EDWARD S. MARCUS HIGH SCHOOL

Home of the Marauders
Flower Mound, Texas

Will Skelton, Principal



The Colony High School

Campus Profile

SCHOOL HOURS ONLINE

8:20 a.m. to 3:35 p.m. **GRADES** 9th through 12th

lisd.net/tchs | facebook.com/thecolonyhighschool | twitter.com/thecolonyhs

STUDENT INFORMATION

2023	Students
97.2%	Average daily attendance

STAFF INFORMATION

165.55	Total staff members
11.0	Average number of years teaching experience
7.3	Average number of years teaching in LISD schools

PROFESSIONAL LEARNING

Total number of hours the staff spent developing their job skills last year

8763

45.2

Average professional learning hours per Lewisville ISD staff member

588

OBSERVATION

Number of administrator visits to observe class instruction

98 Average number of classroom visits per administrator

At TCHS, we believe:

- We will accomplish anything we set our minds to
- We will set high expectations for students
- We will encourage students to reach beyond average and accept the challenge
- We will take unmotivated students and motivate them to learn
- We will start every day with a spirit of cooperation and teamwork, knowing this is the only way we can truly achieve greatness

At TCHS, we have state champions, student involvement is increasing and we engage our students in dynamic classroom learning experiences. Our theme is "The Power to Prevail," and this is especially important at TCHS Collegiate Academy, where we continue to reach all elements of our four-year plan, and strive for more accomplishments for our students.

COLLEGE READINESS

Average combined scores for 2020 college entrance exams

1050 **21.2**
SAT ACT

Enrolled in AP, Pre-AP or dual credit courses **45%**

GRADUATION RATE

Percent of graduates from the class of 2022

95%



Percent of students whose test scores indicate they are college and career ready.



SAT Reading/Writing
70%



SAT Math
41%



ACT English Comp
59%



ACT Algebra
35%



ACT Social Science
52%



ACT Biology
37%



PSAT/NMSQT
Reading/Writing
60.8%



PSAT/NMSQT
Math
31.8%



What our students say . . .

In April 2022, seniors were asked about their experiences in the district, future readiness and post-graduation plans.

I plan to go to college	82.1%
I will join the military or attend a service academy	2.9%
I plan to work full time	14.5%
I will attend technical or trade school	5.8%
I plan to attain industry certification	5.8%
I feel I am well-prepared for the future	71.1%
Overall, I am satisfied with my LISD education	78.7%

What do our parents think?

In April 2022, parents were surveyed about the campus their child attends. Values represent the percentage of respondents who agree. Based on 176 responses.

Are satisfied overall	87.0%
I can reach out to staff to discuss my concerns	87.0%
My child feels they can go to staff for help	86.0%
My child feels that school work is important	77.0%
My child feels safe at school	91.0%
Most of the time, my child is happy at school	86.0%
School staff values my child's culture and needs	86.0%
I am informed about my child's progress and grades	90.0%
Parents feel welcomed at school and are involved	90.0%
Teachers do well to help students who fall behind	82.0%
School staff communicates well with families	84.0%
School staff cares about my child	89.0%
School staff encourages my child to do their best	87.0%

PROGRAMS

Our campus offers unique programs to help our students become better learners, leaders, and friends.

- Academic Decathlon
- Athletics, Cheer
- AVID
- Band, Orchestra, Choir
- Collegiate Academy
- Debate
- Incubator
- Japanese
- JROTC
- Model UN
- PALs


FINE ARTS AND ATHLETICS

63%

Participate in athletics or PE

53%

Participate in the arts



CLUBS

Clubs provide opportunities for students to engage in learning of their choice beyond the classroom.

Some of ours include American Red Cross, Circle of Friends, eSports, FCA, French Club, International Thespian, Mu Alpha Theta, Multicultural, National Honors Society, and Wakanda.

DIGITAL CITIZENSHIP



Earning the Common Sense School badge is a symbol of our school's dedication and commitment to helping students think critically and use technology responsibly to learn, create, and participate.



OTHER AWARDS AND RECOGNITIONS

- 5th Place in State Academic Decathlon
- UIL Band Division 1 ratings: Marching, Concert and Sight Reading
- District and 5A Area Baseball Champions
- Bi-District Boys' Soccer Champions
- 10th place in state UIL: Cheer
- UIL Sweepstakes for Choir: Concert and Sight Reading
- 41 Collin College Associates Degrees earned for the Collegiate Academy Class of 2021
- Model UN Placed at International Harvard and UT

THE COLONY HIGH SCHOOL

Home of the Cougars, The Colony, Texas

Dr. Tim Baxter, Principal

